


GM KEYS



IGNITION - DOOR					GLOVE - TRUNK				
A	1967	1971	1975	1979	B	1967	1971	1975	1979
C	1968	1972	1976	1980	D	1968	1972	1976	1980
E	1969	1973	1977	1981	H	1969	1973	1977	1981
J	1970	1974	1978	1982	K	1970	1974	1978	1982

- NSK69 1936-66 GLOVE-TRUNK KEY
These keys are correct small head with GM markings on BOTH sides. The knock-out is removed.
- NSK60 1936-66 DOOR- IGNITION KEY
These keys are correct small head with GM markings on BOTH sides. The knock-out is removed.
- NSK83 1968 "D" ORIGINAL KEY
- NSK66A "A" LATE STYLE KEY
- NSK70B "B" LATE STYLE KEY
- NSK66C "C" LATE STYLE KEY
- NSK70D "D" LATE STYLE KEY
- NSK66E "E" LATE STYLE KEY
- NSK70H "H" LATE STYLE KEY
- NSK66J "J" LATE STYLE KEY
- NSK70K "K" LATE STYLE KEY
Late Style keys were correct starting in 1969

GM IGNITION SWITCHES



- RPI773 1966-67 IGNITION BEZEL NUT
- RPI774 1969-70 PONTIAC IGNITION SWITCH, w/o Tilt
- RPI774T 1969-70 PONTIAC IGNITION SWITCH, w/ Tilt

PLEASE INQUIRE FOR MORE COLUMN MOUNTING IGNITION SWITCHES


GM HEADLIGHT SWITCHES



- GMI240..... HEADLIGHT SWITCH, w/ Parking Lights
Fits various GM models.
- GMI242..... HEADLIGHT SWITCH, w/o Parking Lights
Fits various GM models.



- E14528..... 1964-68 FULLSIZE B.O.P.
- WAD1542 VACUUM HEADLIGHT SWITCH, 8 prongs
- WAD1542B VACUUM HEADLIGHT SWITCH, 7 prongs
WAD1542 & WAD1542B fit Camaros & Corvettes



- PYI68..... 1968-69 HIDDEN HEADLIGHT SWITCH
Fits 68-69 GTO and 68 Fullsize Pontiac
- PYI68B 1967 GRAND PRIX HEADLIGHT SWITCH
This is a brand new exact fit hidden hideaway switch for 1967 Grand Prix ONLY.
This has the extra contact terminal.

GM COMPONENTS



- PY183U 1970-81 GLOVEBOX LOCK CASE
- RPI642 1955-67 GLOVEBOX LOCK RETAINER, w/ screws
- 32745..... 1958 DOOR LOCK PAWL



- PY2040..... TRUNK LOCK SHAFT, 4-5/8"
- PY213..... TRUNK LOCK SHAFT, 4-7/8"
- PY213A TRUNK LOCK SHAFT
- PY214..... TRUNK LOCK SHAFT, Universal



BUICK A-BODY LOCKS & KEYS

**FOR KEYS & OTHER LOCK COMPONENTS
SEE PAGES 1-2**



- PY207..... DOOR LOCK GASKET
- PY207T..... DOOR & TRUNK LOCK GASKET, Black Black rubber. Fits both door and trunk for GM and Chrysler. Has 4 notches. completely flat (our most popular GM gasket).
- PY207C DOOR & TRUNK LOCK GASKET, Clear Clear plastic. Fits both door and trunk for GM and Chrysler. Has 4 notches. completely flat (used in many Chrysler applications).
- PY207C DOOR & TRUNK LOCK GASKET, White White plastic. Fits both door and trunk for GM and Chrysler. Has 4 notches. completely flat (inexpensive replacement)
- 47522..... GM DOOR LOCK GASKET, Black 2 notch (only fits GM doors) completely flat (highest quality GM part)
- 47544..... GM TRUNK LOCK GASKET 2 notch (only fits GM trunks) black - has lip (highest quality GM part)



- PY208..... DOOR & TRUNK LOCK RETAINER
- A6406 TRUNK SPRING

IGNITION LOCKS



- PY161..... 1961-64, w/ 2 OE Keys
- PY158A 1965, w/ 2 OE Keys



- PY100..... 1966-67, w/ Late Style Keys
- PY100AA 1966, w/ Original (A) Keys
- PY100A 1967, w/ Original (A) Keys
- PY101..... 1968, w/ Late Style Keys
- PY101A 1968, w/ Original (C) Keys



- PY102B 1969-78, w/ Original Keys
- PY103..... 1979-91, w/ Late Style Keys

DOOR LOCK SETS



- PY110..... 1961 (Except Rear Door), w/ Late Style Keys
- PY110A 1961 (Except Rear Door), w/ Original Keys



- PY109..... 1961 REAR DOOR, w/ Late Style Keys
- PY109B 1961 REAR DOOR, w/ Original Keys
- PY109..... 1962-66, w/ Late Style Keys
- PY109B 1962-66, w/ Original Keys
- PY109..... 1967-68, w/ Late Style Keys
- PY109A 1967-68, w/ Original Keys
- PY109..... 1969-91, w/ Original Keys



GLOVE BOX LOCKS

Our Glovebox Locks are NOS, Not Chevy replacements!!



- PY168.....1961-63, w/ Late Style Keys
- PY168A1961-63, w/ Original Keys
- PY182*.....1964, w/ Late Style Keys
- PY182A*1964, w/ Original Keys

* Does not include the Glovebox case.



- PY169.....1965-67, w/ Late Style Keys
- PY169A1965-67, w/ Original Keys



- PY119B1968-74, w/ Late Style (NOS) Keys
- PY119BA1968, w/ Original (NOS) Keys



- PY120.....1975-78, w/ Late Style (OEM) Keys

TRUNK LOCKS



- PY113.....1961-62, w/ Late Style Keys
- AL157603.....1961-62, w/ Replacement Keys
- PY113A1961-62, w/ Original Keys



- PY112.....1963-65, w/ Late Style Keys
- AL157503.....1963-65, w/ Replacement Keys
- PY112A1963-65, w/ Original Keys
- PY113.....1966, w/ Late Style Keys
- AL157603.....1966, w/ Replacement Keys
- PY113A1966, w/ Original Keys
- PY112A1967-68, w/ Original Keys
- PY112.....1967-91, w/ Original Keys
- AL157503.....1967-91, w/ Replacement Keys

IGNITION AND DOOR SETS



- PY160A1961, w/ Original Keys
- PY142A1962-64, w/ Original Keys



- PY143A1965, w/ Original Keys
- PY104.....1966-67, w/ Late Style Keys
- PY104AA1966, w/ Original (Groove15) Keys
- PY104A1967, w/ Original (A) Keys



- PY105.....1968, w/ Late Style Keys
- PY105A1968, w/ Original (C) Keys
- PY106B1969-78, w/ Original Keys

GLOVEBOX AND TRUNK SETS



- PY172.....1963, w/ Late Style Keys
- PY172A1963, w/ Original Keys
- PY197.....1964, w/ Late Style Keys
- PY197A1964, w/ Original Keys
- PY171.....1965, w/ Late Style Keys
- PY171A1965, w/ Original Keys



- PY196.....1966, w/ Late Style Keys
- PY196A1966, w/ Original Keys
- PY171.....1967, w/ Late Style Keys
- PY171A1967, w/ Original Keys
- PY150B*1968, w/ Late Style Keys
- PY150BA*1968, w/ Original Keys
- PY197*.....1969-74, w/ Original Keys
- PY151*.....1975-78, w/ Original Keys

* Does not include Glovebox Case.

ORDER 24/7 ONLINE AT PYAUTOLOCKS.COM OR CALL 1-844-MAX-PERF



DOOR AND TRUNK SETS

Although door and trunk locks were not matched by GM until 1974, these are popular kits.



PY113B	1961, w/ Late Style Keys
PY113AB	1961, w/ Original Keys
PY136	1962, w/ Late Style Keys
PY136A	1962, w/ Original Keys
PY135	1963-65, w/ Late Style Keys
PY135A	1963-65, w/ Late Style Keys
PY136	1966, w/ Late Style Keys
PY136A	1966, w/ Original Keys
PY135	1967-91, w/ Late Style Keys

DOOR, GLOVEBOX AND TRUNK SETS



PY200	1963, w/ Late Style Keys
PY153*	1964, w/ Late Style Keys
PY153A*	1964, w/ Original Keys
PY449	1965, w/ Late Style Keys
PY450	1965, w/ Original Keys

* These kits do not include the Glovebox case.



PY201	1966, w/ Late Style Keys
PY201A	1966, w/ Original Keys
PY449	1967, w/ Late Style Keys
PY450	1967, w/ Original Keys



PY155BA*	1968, w/ Original Keys
PY155B*	1969-74, w/ Original Keys
PY156*	1975-78, w/ Original Keys

* These kits do not include the Glovebox case.

BUICK - B-E BODY LOCKS & KEYS

IGNITION LOCKS



PY158A	1935-39, w/ Replacement Keys
PY158B	1941-50 ALL MODELS, w/ Original Keys
PY161	1941-50 ALL MODELS (replacement), w/ Original GM Keys
PY158B	1951-53 MODEL 70, w/ Original Keys
PY161	1951-53 MODEL 70 (replacement), w/ Original GM Keys
PY158BB	1951 MODEL 44-45-47 SPECIAL, w/ Original Keys
PY158BB	1951-53 MODEL ALL 4000 SPECIAL, w/ Original Keys
PY158A	1957-60 ALL, w/ Replacement Keys
PY158BC	1961-64 ALL (Except 1963 Special), w/ Original Keys
PY158A	1965 ALL, w/ Replacement Keys
PY101AP	1966-67, w/ Original Keys (See Sets)



PY101A	1968, w/ Original Keys
PY102B	1969-78 ALL, w/ Original Keys

DOOR LOCKS



PY176S	1954 Series 40-60-80, w/ Original Keys
PY176S	1955-56 Series 40-60, w/ Original Keys
PY176S	1955-56 Estate Wagon (exc 4439-4639), w/ Original Keys
PY245	1955-56 Series 4439-4639, w/ Replacement Keys
PY456	1959 2-door Sedan, w/ Original Keys
PY109B	1959 ALL (Except 2-door Sedan), w/ Original Keys
PY110A	1960 ALL 2-door, w/ Original Keys
PY245	1960 ALL 4-door, w/ Replacement Keys
PY110A	1961-64 Series 4411-37-67-69, w/ Original Keys
PY110A	1961-64 Series 4637-67-69, w/ Original Keys
PY110A	1961-64 Series 4719-37-67, w/ Original Keys
PY245	1961-64 Series 4439-4639, w/ Replacement Keys
PY245	1961-64 Series 4729-39, w/ Replacement Keys
PY245	1961-64 Series 4829-39, w/ Replacement Keys
PY109B	1965-66 ALL (Except 1966 Riviera), w/ Original Keys
PY110A	1966-68 Riviera, w/ Original Keys



PY109A	1967 4dr Htp & Sedan 39-69 models, w/ Original Keys
PY109A	1967 2dr Htp & Conv. 57, 67, 87 models, w/ Original Keys
PY109A	1968 ALL (Except Riviera), w/ Original Keys
PY109	1968-73 ALL (Except Riviera), w/ Replacement Keys

GLOVE BOX LOCKS



PY169A	1941-53 ALL, w/ Original Keys
PY168A	1954 ALL, w/ Original Keys
PY169A	1955 ALL, w/ Original Keys
PY168A	1956 ALL, w/ Original Keys
PY163A	1959 ALL, w/ Original Keys



PY165	1961-66 ALL (Except Riviera), w/ Replacement Keys
PY118AR	1966-67 Riviera, w/ Original Keys
PY118R	1966-67 Riviera, w/ Late Style GM Keys
PY141*	1968-73 ALL B, C, E, w/ Original Keys
PY183U	1968-73 GLOVEBOX CASE

* Does not include the Glovebox Case (PY183U)

TRUNK LOCKS



PY112AR	1955-58 ALL, w/ Original Keys
PY115A	1959-60 ALL (Except Wagon), w/ Original Keys
PY112A	1961, w/ Original Keys
PY112A	1963-64 Riviera, w/ Original Keys
PY112A	1965-66 ALL (Except Riviera), w/ Original Keys



PY113A	1966 Riviera, w/ Original Keys
PY112A	1967-68 ALL (Except 1968 Riviera), w/ Original Keys
PY113A	1968 Riviera, w/ Original Keys
PY113	1968-70 Riviera, w/ Late Style GM Keys
AL157603	1968-70 Riviera, w/ Late Style GM Keys
PY112	1969-73 ALL (Except Riviera & Electra), w/ Original Keys
AL157503	1969-73 ALL (Except Riviera & Electra), w/ Original Keys
PY113R	1971-72 Riviera & Electra, w/ Original Keys

DOOR & IGNITION SETS



PY104AP	1967, w/ Late Style Keys
PY104APA	1967, w/ Original Keys
PY105	1968, w/ Late Style Keys
PY105A	1968, w/ Original Keys



PY106B	1969-78, w/ Original Keys
--------------	---------------------------

CADILLAC LOCK AND KEYS

IGNITION ,DOOR & TRUNK SETS

PY481.....	1959-60, LOCK SET w/ Early GM keys, Long door
PY483.....	1959-60, LOCK SET w/Early GM Keys, Short doors
PY482.....	1961-63, LOCK SET w/Early GM Keys, Long door
PY484.....	1961-63, LOCK SET w/Early GM Keys, Short door
PY268.....	1967, LOCK SET, w/Early GM Keys, Short door
PY.....	1967, LOCK SET, w/Early GM Keys, Long door
PY.....	1968, LOCK SET, w/Early GM Keys, Long door
PY.....	1969-70, LOCK SET, w/Late keys
PY.....	1971-78, LOCK SET, w/Late Keys

IGNITION LOCKS



AL142003.....	1938-65, w/ Replacement Keys
PY158A.....	1938-65, w/ Replacement Keys
PY158C.....	1938-65 w/ Cadillac Keys
AL.....	1966-67, w/ Replacement Keys
PY100.....	1966-67 w/ GM Late Keys
PY100AC.....	1966-67 w/ Early Cadillac Keys
PY100AA.....	1966 w/GM (15 Groove) Keys
PY100A.....	1967, w/ Early GM (A) Keys



PY101A.....	1968, w/ Original GM Keys
PY101.....	1968 w/ Late Keys
PY102B.....	1969-78, w/ Original GM Keys
PY103.....	1979-85 w/ GM Late KEYS
PY103.....	1986-87 FLEETWOOD, CIMARRON, DEVILLE
??????.....	1986-87 SEVILLE, EL DORADO

DOOR LOCKS

PY456.....	1959-64,w/ Long Doors w/ Early GM Keys
PY117S.....	1954-56 w/ Late GM Keys (w/ U Pawl)
PY245.....	1955-56 w/ Late GM Keys (short door w/ Flat Pawl)
PY456.....	1959-60 w/ Early GM Keys (15 Groove)
PY455.....	1959-60 w/ Early GM Keys (Short Door w/ Flat Pawl)
601063.....	1959-60 w/ Short Cylinder
PY109B.....	1965-66 w/ Early GM Keys (Short Cylinder)
PY109.....	1965-68 w/ Late GM Keys (Short Cylinder)
AL158003.....	1965-68 w/ Replacement Keys (Short Cylinder)
PY110A.....	1967-68 w Early GM Keys (Long Cylinder)
PY110.....	1969-70 w/ Long Cylinder
PY110.....	1971-74 w/ Short Cylinder
PY109.....	1971-81 w/ Late GM Keys
PY109.....	1982-85 Fleetwood, Cimarron
PY111.....	1982-85 Seville, El Dorado

GLOVE LOCKS



PY118A.....	1938, w/ Original GM Keys
PY955.....	1940-55 w/o Keys-Plain push button
PY169.....	1940-55 w/ Late GM Keys
PY169A.....	1940-55, w/ Original GM Keys
PY182A.....	1956-60, w/ Original GM Keys
PY182.....	1956-60 w/ Late Keys, w/o Glovebox Case



PY180.....	1961-62, w/ Late Style Keys
PY182A.....	1963-68 w/ Early GM Keys, w/o Glovebox Case
PY182.....	1963-68, w/ Late Style Keys
PY183.....	1969-78, w/ Original GM Keys
PY183C.....	1969-86 w/ Cadillac Keys & Glovebox Case

TRUNK LOCKS



PY112AR.....	1957-58, w/ Original Keys
PY112ARC.....	1957-58 w/ Cadillac Keys
PY115A.....	1959-60, w/ Original Keys
PY115AC.....	1959-60 w/ Cadillac Keys
PY112AC.....	1961-64 w/ Cadillac Keys
PY112.....	1961-64, w/ Late Style Keys
AL157503.....	1961-64, w/ Replacement Keys
PY112A.....	1961-64, w/ Early GM Keys
PY157A.....	1967-68, w/ Original Keys
PY157.....	1967-68, w/ Replacement Keys
PY112.....	1969-81, w/ Late Keys
PY112C.....	1969-81 w/ Late Cadillac Keys
AL157503.....	1969-81, w/ Replacement Keys

IGNITION AND DOOR LOCKS



PY458.....	1959-60, w/ Long Door Cylinders & Original Keys
PY458C.....	1959-64 w/ Early Cadillac Keys, (Long Door)
PY218A.....	1959-65, w/ Short Door Cylinders w/ Flat Pawl & Early GM Keys
PY218AC.....	1959-65 Short Door w/ Flat Pawl & Early Cadillac Keys
PY143A.....	1965, w/ Short Door Cylinders & Original Keys



- PY479..... 1966-67, w/ Short Door Cylinders & Original Keys
- PY479L..... 1966-67, w/ Long Door Cylinders & Original Keys
- PY479LC..... 1967 w/ Early Cadillac Keys (Long Door Cylinders)
- PY104..... 1966-67 w/ Late GM Keys (Short Door Cylinders)
- PY104A..... 1966-67 w/ Early GM Keys (Short Door Cylinders)



- PY105..... 1968, w/ Short Door Cylinders & Late Keys
- PY105A..... 1968 w/Early GM Keys (C) & Short Door Cylinders
- PY480..... 1968, w/ Early GM Keys & Long Door Cylinders
- PY107..... 1969-70, w/ Long Door Cylinders & Late Keys
- PY107..... 1971-74, w/ Short Door Cylinders & Late Keys
- PY106B..... 1971-78 w/ Late Keys & Short Door Cylinders
- PY184..... 1979-81 w/ Late Keys & Short door cylinders

GLOVE AND TRUNK SETS



- PY197WC..... 1957-58, w/ Early Cadillac Crest Keys
- PY186A..... 1959-60, w/ Original GM Keys
- PY200C..... 1961-62, w/ Original Cadillac Crest Keys
- PY197A..... 1963-64 w/ Early GM Keys
- PY197..... 1963-64 w/ Late Keys
- PY197AC..... 1963-64, w/ Original Cadillac Crest Keys
- PY197C..... 1963-64, w/ Late Style Cadillac (B) Keys



- PY197..... 1967-68 w/ Late Keys
- PY197A..... 1967-68, w/ Early GM Keys
- PY198..... 1969-78, w/ Original Keys
- PY198CA..... 1969-78 w/ Late Cadillac Keys

DOOR AND TRUNK SETS

- PY140..... 1969-70 w/ Late GM Keys
- PY140C..... 1969-70 w/ Cadillac Keys
- PY135..... 1971-81 w/ Late GM Keys
- PY135C..... 1971-81 w/ Cadillac Keys
- PY135R..... 1971-81 w/ Replacement Keys

GLOVE, TRUNK AND DOOR SETS

- PY203..... 1971-81 w/ Late GM Keys
- PY203C..... 1971-81 w/ Cadillac Keys

COMPONENTS



- PY207T..... Door and Trunk Lock Gasket
- 47522..... Correct Door Lock Gasket (GM)
- 47544..... Correct Trunk Lock Gasket(GM)
- PY208..... Trunk and Door Lock Clip
- RP6507..... Door Lock Pawl Clip (Half Moon style)
- RP6512..... Door Lock Pawl Clip (Horse Shoe Clip)



- PY2040..... Trunk Lock Shaft
- PY213..... Trunk Lock Shaft
- PY213A..... Trunk Lock Shaft
- A6406..... Trunk Spring
- 602030..... 1961-62 Glove Case NOS
- PY183U..... 1969-86 Glove Case (now included with glove box locks)

KEY BLANKS



- NSK60..... 1936-66 Ignition Key Blank, Early GM
- NSK69..... 1936-66 Trunk Key Blank, Early GM
- NSK60A..... 1941-62 Ignition GRV 15 Key no "R" w/knock out
- NSK60R..... 1962-66 Ignition GRV 15 Key w/"R" w/Knock out
- NSK69A..... 1941-66 Trunk Key w/ knock out
- NSK70BC..... 1971, 75, 79 KEY, Square Head "B" code
This also fits 1967 trunks. Has the correct original Cadillac crest on one side.

- NSK66A..... GM Late Ignition Key, square "A" Groove
- NSK66C..... GM Late Ignition Key, square "C" Groove
- NSK66E..... GM Late Ignition Key, square "E" Groove
- NSK66J..... GM Late Ignition Key, square "J" Groove
- NSK70B..... GM Late Trunk Key, round "B" Groove
- NSK70D..... GM Late Trunk Key, round "D" Groove
- NSK70H..... GM Late Trunk Key, round "H" Groove
- NSK70K..... GM Late Trunk Key, round "K" Groove



1967-2002 CAMARO

COMPLETE LOCK SETS

Each of these sets include: an ignition lock, a pair of door locks, a trunk lock, a glovebox lock and 2 original keys. All of these locks are keyed alike for your convenience and include clips and gaskets.



- PY288R 1967 LOCK SET, w/ Original Keys
- PY288RB 1968 LOCK SET w/Early keys
Fits horizontal trunk lock
- PY288 1967 LOCK SET, w/ Original Keys
- PY288B 1968 LOCK SET w/ Early keys, Black
Fits vertical trunk lock
- PY289 1968 LOCK SET, w/ Original Keys
- PY289B 1969 LOCK SET w/Early keys, Black
- PY290 1969 LOCK SET, w/ Original Keys
- PY290B 1970 LOCK SET w/Early keys, Black
- PY131S 1970-73 LOCK SET, w/ Long Doors & Original Keys
- PY263S 1970-73 LOCK SET, w/ Short Doors & Original Keys
- PY131SB 1970-73 LOCK SET w/Long Doors & Late GM keys, Black
- PY132S 1974-77 LOCK SET, w/ Original Keys
- PY132SB 1974-77 LOCK SET, w/Late GM keys, Black
- PY253S 1978 LOCK SET, w/ Original Keys
- PY253SB 1979 LOCK SET, w/Short Doors & Late GM Keys, Black
- PY133S 1979-81 LOCK SET, w/ Original Keys
- PY133SB 1979-81 LOCK SET w/Short Doors & Late GM Keys, Black

Black Lock Sets have black caps on door & trunks where applicable

IGNITION LOCKS



- AL142203 67, w/ replacement keys
- PY100 1967, w/ Late Keys
- PY100A 1967, w/ Original (A) Keys
- PY100AV 67, w/ early GM-correct B/S keys, concurs
- AL142403 68, w/replacement keys
- PY101 1968, w/ Late Keys
- PY101A 1968, w/ Original (C) Keys
- PY101AV 68, w/ early GM-correct B/S keys, concurs



- PY102B 1969-78, w/ Original Keys
- PY102BG 1969-78 GM, w/ Original Keys
- PY103 1979-89, w/ Original Keys
- PY432 1983-88, w/ Original Keys



- LMF1250 1989-2001 AT (w/ VATS), w/ Replacement Keys
- LMF1251 1989-2001 MT (w/ VATS), w/ Replacement Keys
LMF1250 & LMF1251 include keys without the ohms resistor.
- LMF1250kxx 1989-2001 AT KIT, w/ VATS Original Keys
- LMF1251kxx 1989-2001 MT KIT, w/ VATS Original Keys
LMF1250Kxx & LMF1251Kxx include correct keys with coded ohms resistors.
Replace xx in the Part# with the ohms code from the list below.

- | | | | |
|----------------|----------------|-----------------|----------------|
| #1: 402 ohms | #2: 523 ohms | #3: 681 ohms | #4: 887 ohms |
| #5: 1130 ohms | #6: 1470 ohms | #7: 1870 ohms | #8: 2370 ohms |
| #9: 3010 ohms | #10: 3740 ohms | #11: 4750 ohms | #12: 6040 ohms |
| #13: 7500 ohms | #14: 9530 ohms | #15: 11800 ohms | |

DOOR LOCK PAIRS

1970-78 Camaro should use the Long Cylinder but some 1970 models used the Short Cylinder. Because the complete doors interchange from 1970-81, some end up with Medium Cylinders. Please check the length of the original cylinder to make sure you order the correct door locks.



- PY109 1967-69, w/ Late Keys
- PY109A 1967-68, w/ Original Keys
- PY109RK 67-69 w/ late GM keys, round
- PY434 67-69 w/late GM keys, round, black caps
- AL158003 1967-78 (Short Cylinder), w/ Replacement Keys
- PY109 1970-78 (Short Cylinder), w/ Original Keys
- PY111 1970-78 (Medium Cylinder), w/ Original Keys
- PY110 1970-78 (Long "Correct" Cylinder), w/ Original Keys
- PY109RK 70-81, w/late GM keys, , Short doors 7/32
- PY111 1979-81, w/ Original Keys

Note: 70-81 Camaros used 3 different door lengths depending on year, the doors interchange-so length must be determined

- PY109 1982-85, w/ Original Keys
- PY434 82-85 w/round GM keys, Black
- AL158003 1982-85 (Short Cylinder), w/ Replacement Keys



- PY434 1986-92 (Black Caps), w/ Original Keys
- PY462 1993-2001 (Black Caps), w/ Original Keys

GLOVE LOCKS



- PY118.....1967-68, w/ Late Keys
- PY118A..... 1967-68, w/ Original (B) Keys
- PY118B 1967-68, w/ Original (D) Keys
- PY118K..... 67-68 keyless
"B" keys are correct for 1967 & "D" keys are correct for 1968
- PY119..... 1969, w/ Original Keys & Glovebox Case



- PY120.....1970-81, w/ Original Keys & Glovebox Case
- PY183U 1969-81 GLOVEBOX CASE
- PY322.....1993-01 GLOVEBOX CYLINDER, w/ Orig. Keys, w/o Case

TRUNK LOCKS

1967 CAMARO TRUNK LOCKS

There is conflicting information and possibly different stampings on the 1967 Camaro tail panel. This car can use either the open (or horizontal) trunk lock (PY112) OR a cross over (or vertical) trunk lock (PY113). If a customer installs a trunk lock and it is not in the correct position, they will need the other lock (or kit). PYCL offers both types of locks and kits for this situation. See photos for visual difference.



- PY112..... 1967 (Horizontal), w/ Late Keys
- AL157503.....1967 (Horizontal), w/ Replacement Keys
- PY112A 1967 (Horizontal), w/ Original Keys

PY112, PY112A & AL157503 fit horizontal trunk lock



- PY113..... 1967-69 (Vertical), w/ Late Keys
- AL157603.....1967-69 (Vertical), w/ Replacement Keys
- PY113A 1967-68 (Vertical), w/ Original Keys
- PY341..... 67-68, w/late GM keys, (Vertical), Black
- PY113BL.....67-68, w/late GM keys (Horizontal), Black

PY113, PY113A & AL157603 fit vertical trunk lock

67-68 Camaro's should use the PY113, but there are some exceptions

- PY113..... 69, w/ late GM keys
- PY113BL..... 69, w/ late GM keys-Black
- AL157503..... 69, w/ Replacement Keys
- PY114.....1970-73, w/ Original Keys



- PY115.....1974-77, w/ Original Keys
- PY116.....1978-81, w/ Original Keys
- PY112.....1982-85, w/ Original Keys
- AL157503..... 1982-85, w/ Replacement Keys
- PY435.....1986-92, w/ Original Keys
- PY463.....1993-2001, w/ Original Keys

IGNITION AND DOOR SETS



- PY104.....1967, w/ Late Keys
- PY104A 1967, w/ Original (A) Keys
- PY104R 1967, w/ Replacement Keys
- PY104C67 1967 CONCOURSE SET, w/ Original (A) Keys
- PY105.....1968, w/ Late Keys
- PY105A 1968, w/ Original (C) Keys
- PY105AC68 1968 CONCOURSE SET, w/ Original (C) Keys



- PY106B1969, w/ Original Keys
- PY106B69C 1969 CONCOURS SET, w/ Original Keys
- PY107.....1970-78, w/ Original Keys
- PY219.....70-78, w/ late Keys, Medium Door (Repl doors)
- PY107B70C 70, CONCOURS SET, w/ Original Keys, Long Doors
- PY107B71C 71, CONCOURS SET, w/ Original Keys, Long Doors
- PY107B72C 72, CONCOURS SET, w/ Original Keys, Long Doors
- PY107B73C 73, CONCOURS SET, w/ Original Keys, Long Doors



- PY108.....1979-81, w/ Original Keys
- PY184.....1982, w/ Original Keys
- PY438.....1983-84, w/ Original Keys
- PY439.....1985-88, w/ Original Keys

GLOVE BOX AND TRUNK SETS



- PY121..... 1967 (Horizontal), w/ Late Keys
 PY121A 1967 (Horizontal), w/ Original Keys
 PY122A67CR.....1967 CONCOURSE SET (Horiz.), w/ Orig (B) Keys
 PY121, PY121A & PY122A67CR fit horizontal trunk locks



- PY122..... 1967-68 (Vertical), w/ Late Keys
 PY122A 1967-68 (Vertical), w/ Original Keys
 PY122A67C1967 CONCOURSE SET (Vert.), w/ Original (B) Keys
 PY122, PY122A & PY122A67C fit vertical trunk locks
 PY122A68C1968 CONCOURSE SET, w/ Original (D) Keys



- PY123..... 1969, w/ Original Keys
 PY123C691969 CONCOURSE SET, w/ Original (H) Keys



- PY124..... 1970-73, w/ Original Keys
 PY125..... 1974-77, w/ Original Keys
 PY124C70 70, CONCOURS SET, w/ late GM Keys
 PY124C71 71, CONCOURS SET, w/ late GM Keys
 PY124C72 72, CONCOURS SET, w/ late GM Keys
 PY124C73 73, CONCOURS SET, w/ late GM Keys
 PY123, 124 & 125 include the glovebox case (PY183U).



- PY126..... 1978-81, w/ Original Keys
 Includes the glovebox case (PY183U).

DOOR AND TRUNK SETS

Although door and trunk locks were not keyed alike until 1974, these are popular kits.



- PY135..... 1967 (Horizontal), w/ Late Keys
 PY135A 1967 (Horizontal), w/ Original Keys
 PY135R 67, w/Replacement Keys
 PY135B 67, w/ Late GM Keys-Black
 PY135 & PY135A fit horizontal trunk lock



- PY136..... 1967-69 (Vertical), w/ Late Style Keys
 PY136A 1967-68 (Vertical), w/ Original Keys
 PY136R 67-69, w/ Replacement Keys
 PY136B 67-69, w/Replacement Keys-Black
 PY136 & PY136A fit vertical trunk lock



- PY137..... 1970-73, w/ Original Keys
 PY185..... 1970-73 (For Short Doors), w/ Original Keys
 PY138..... 1974-77, w/ Original Keys
 PY286..... 1978, w/ Original Keys
 PY139..... 1979-81, w/ Original Keys



- PY135..... 1982-85, w/ Original Keys
 PY135B 82-85, w/ Late GM Keys-Black
 PY441..... 1986-92, w/ Original Keys
 PY472..... 1993-2001, w/ Original Keys

GLOVE, TRUNK & DOOR SETS



- PY128..... 1967 (Vertical), w/ Late Keys
 PY128A1967 (Vertical), w/ Original Keys



PY129A

PY129..... 1968 (Vertical), w/ Late Keys
 PY129A1968 (Vertical), w/ Original Keys
 PY128, PY128A, PY129 & PY129A fit vertical trunk lock
 Inquire about 1967 sets for horizontal trunk locks.



PY130

PY130..... 1969, w/ Original Keys & Glovebox case



PY131

PY263..... 1970 (For Short Doors), w/ Original Keys
 PY131..... 1970-73, w/ Glovebox case & Original Keys



PY132

PY132..... 1974-77, w/ Glovebox case & Original Keys
 PY253..... 1978, w/ Glovebox case & Original Keys



PY133

PY133..... 1979-81, w/ Glovebox case & Original Keys

T-TOP LOCKS



PY476

PY476 1993-94, BLACK

COMPONENTS

PY207T..... Door & Trunk Lock Gasket
 47522..... Correct Door Lock Gasket , GM
 47544..... Correct Trunk Lock Gasket, GM
 PY208..... Trunk & Door Lock Clip
 RP6507..... Door Lock Pawl Clip (Half moon style)
 PY2040..... Trunk Lock Shaft
 PY213..... Trunk Lock Shaft
 PY213A Trunk Lock Shaft
 A6406 Trunk Spring
 PY183U 1970-77 Glove Case (included with glove box locks)

KEY BLANKS

NSK80 1967 Ignition key blank, Early GM replacement "A"
 NSK811967 Trunk Key Blank, Early GM replacement "B"
 NSK82 1968 Ignition key blank, Early GM replacement "C"
 NSK83 1968 Trunk Key Blank, Early GM replacement "D"
 NSK80A..... 1967 Ignition key blank, Early GM Concours "A"
 NSK81A..... 1967 Trunk Key Blank, Early GM Concours "B"
 NSK82A.....1968 Ignition key blank, Early GM Concours "C"
 NSK83A.....1968 Trunk Key Blank, Early GM Concours "D"

Early Gm replacement Keys have GM on both sides
 Concours are correct Briggs & Stratton Keys

NSK66A..... GM Late Ignition Key, Square "A" groove
 NSK66C..... GM Late Ignition Key, Square "C" groove
 NSK66E GM Late Ignition Key, Square "E" groove
 NSK66J..... GM Late Ignition Key, Square "J" groove
 NSK70B..... GM Late Trunk Key, Round "B" groove
 NSK70D..... GM Late Trunk Key, Round "D" groove
 NSK70H..... GM Late Trunk Key, Round "H" groove
 NSK70K..... GM Late Trunk Key, Round "K" groove

**CHEVELLE, EL CAMINO & MONTE CARLO
LOCKS AND KEYS**

COMPLETE LOCK SETS

Each of these sets include: an ignition lock, a pair of door locks, a trunk lock, a glovebox lock and 2 GM keys. Original locks from GM were not keyed alike. All of these locks are keyed alike for your convenience.



- PY291 1964 LOCK SET, w/ Original Keys
- PY292 1965 LOCK SET, w/ Original Keys
- PY293 1966 LOCK SET, w/ Original Keys
- PY294 1967 LOCK SET, w/ Original Keys



- PY336 1968 LOCK SET, w/ Original Keys
- PY337 1969 LOCK SET, w/ Original Keys
- PY338 1970-77 LOCK SET, w/ Original Keys
- PY338C 1970-77 LOCK SET, w/Console w/Original Keys

IGNITION AND DOOR SETS



- PY142A 1964, Ignition & Doors, w/ Original Keys
- PY142 1964, Ignition & Doors w/ Late Keys
- PY143A 1965, Ignition & Doors w/ Original Keys

[Correct Groove 15 doors w/ original keys, w/ replacement ign. cylinder.](#)



- PY104AA 1966, Ignition & Doors w/ Original (Groove15) Keys
- [Correct Groove 15 keyway!!! w/ orig keys.](#)
- PY104A 1966-67, Ignition & Doors, w/ Original (A) Keys
- PY104 1966-67, Ignition & Doors, w/ Late Keys
- PY104R 1966-67, Ignition & Doors ,w/ Replacement Keys



- PY105 1968, Ignition & Doors ,w/ Late Keys
- PY105A 1968, Ignition & Doors ,w/ Original (C) Keys
- PY106B 1969-78, Ignition & Doors, w/ Original Keys

PY106B69C

PY106B69C 1969 Ignition & Doors CONCOURS SET, w/ Original Keys

PY106B70C 1970 Ignition & Doors CONCOURS SET, w/ Original Keys

PY106B71C 1971 Ignition & Doors CONCOURS SET, w/ Original Keys

PY106B72C 1972 Ignition & Doors CONCOURS SET, w/ Original Keys

PY106B73C 1973 Ignition & Doors CONCOURS SET, w/ Original Keys

[CONCOURS as in factory original, show correct w/ correct keys](#)
[See Glove & Trunk for other Concours Sets](#)



- PY184 1979-81, Ignition & Doors w/ Late Keys
- PY108 1977-89 EL CAMINO, Ignition & Doors w/ Late Keys
- PY219 1977-78 MONTE CARLO, Ignition & Doors w/ Late Keys
- PY327 1979-84 MONTE CARLO, Ignition & Doors w/ Late Keys
- PY329 1985-89 MONTE CARLO, Ignition & Doors w/ Late Keys

IGNITION, DOOR AND GLOVEBOX SETS



- PY382 1964, Ignition, Door & Glove, w/ Original Keys
- PY383 1965, Ignition, Door & Glove, w/ Original Keys
- PY384 1966-67, Ignition, Door & Glove, w/ Original Keys
- PY385 1968, Ignition, Door & Glove, w/ Original Keys
- PY386 1969, Ignition, Door & Glove, w/ Original Keys



- PY388 1969, Ignition, Door & Glove, w/ Original Keys



- PY387.....1970-76, Ignition,Door & Glove w/ Original Keys
- PY389.....1977-78, Ignition,Door & Glove w/ Original Keys
- PY388.....1979-87, Ignition,Door & Glove w/ Original Keys

IGNITION, DOOR & TRUNK



- PY266..... 1964 Ignition, Doors & Trunk W/ Original Keys
- PY267..... 1965 Ignition, Doors & Trunk W/Original Keys
- PY268..... 1966 Ignition, Doors & Trunk W/Original Keys
- PY276..... 1967 Ignition, Doors & Trunk W/Original Keys
- PY357..... 1968 Ignition, Doors & Trunk W/Original Keys
- PY358.....1969-77 Ignition, Doors & Trunk W/Late Keys

DOOR LOCK & GLOVEBOX (EL CAMINO)

- PY109L..... 1970-76 door & glove, w/ Late Keys
- PY111L..... 1977 door & glove w/ Late Keys
- PY111EL..... 1978-79 door & glove W Late Keys

DOORS AND TRUNK SETS



- PY135GM..... 1964-66 Doors & Trunk, GM W/Original Keys
- PY135A 1964-66 Doors & Trunk W/Original Keys
- PY135..... 1964-65 Doors & Trunk W/Late Keys
- PY135R1964-65 Doors & Trunk W/ Replacement Keys
- PY136G 1967 Doors & Trunk ,GM, W/Original Keys
- PY136A 1967 Doors & Trunk W/Original Keys
- PY136..... 1967 Doors & Trunk W/ Late Keys
- PY135GM..... 1968-81 Doors & Trunk GM, W/Original Keys
- PY135A 1968 Doors & Trunk W/Original Keys
- PY135..... 1968-81 Doors & Trunk W/Late Keys
- PY135..... 1970-78 Monte Carlo Doors & Trunk W/Late Keys
- PY303..... 1979-88 Monte Carlo Doors & Trunk W/Late Keys

GLOVEBOX AND TRUNK SETS



- PY162A 1964-65 Glove Box & Trunk w/ Original Keys
- PY162..... 1964-65 Glove Box & Trunk w/ Late Keys
- PY162AA.....1964-65 Glove Box & Trunk w/Original keys, Concours



- PY197A* 1966 Glove Box & Trunk w/ Original Keys
 - PY197* 1966 Glove Box & Trunk w/ Late Keys
 - PY197A66C1966 Glove Box & Trunk w/Original keys, Concours
- * Glovebox locks include cylinder & keys but not case.



- PY149A 1967 Glove Box & Trunk w/ Original Keys, w/o Glovebox case
- PY149..... 1967 Glove Box & Trunk w/ Late Style Keys, w/o Glovebox case
- PY149AA 1967 Glove Box & Trunk w/o glovebox case, Concours



- PY150A 1968 Glove Box & Trunk w/ Original Keys & GB case
- PY150..... 1968-69 Glove Box & Trunk w/ Late Keys & GB case
- PY150AA.....1968 Glove Box & Trunk W/Original keys & GB case, concours
- PY150C69..... 1969, glove & trunk W original keys & GB case, concours



The following sets all come with Correct Lettered Keys

- PY151..... 1970-77 Glove Box & Trunk w/Keys & Glovebox case
- PY151C70... ..1970 Glove Box & Trunk w/Keys & Glovebox case, concours
- PY151C711971 Glove Box & Trunk w/Keys & Glovebox case, concours
- PY151C72... .. 1972 Glove Box & Trunk w/Keys & Glovebox case, concours
- PY151C73... .. 1973 Glove Box & Trunk w/Keys & Glovebox case, concours

GLOVEBOX, CONSOLE & TRUNK



- PY148AC 1966 Glove,Console, Trunk w/ Original Keys, w/o GB case
- PY148C 1966 Glove,Console, Trunk w/ Late Keys, w/o GB case
- PY149AC 1967 Glove,Console, Trunk w/ Original Keys, w/o GB case
- PY149C 1967 Glove,Console, Trunk w/ Late Keys, w/o GB case
- PY151C1970-72 Glove,Console, Trunk w/ Original Keys & GB case
- PY3381970-77 Glove,Console, Trunk w/ Original Keys, concours

IGNITION LOCKS



PY161.....1964, Ignition, w/ Original Keys
 AL142103.....1964, Ignition W/ Replacement Keys
 PY158A1965, Ignition w/ Original Keys
 PY158AV1965, Ignition Concours correct Bezel and B&S Keys
 AL142003.....1965, Ignition w/Replacement Keys



PY100AA.....1966 Ignition w/ Original (Groove15) Keys
 PY100AAV1966 Ignition Concours correct B&S Keys
 PY100A1967 Ignition w/ Original (A) Keys
 PY100AV1967 Ignition Concours correct B&S Keys
 PY100.....1966-67 Ignition w/ Late Keys
 PY101A1968 Ignition w/ Original (C) Keys
 PY101AV1968 Ignition Concours coreect B&S Keys
 PY101.....1968 Ignition w/ Late Keys



PY102B1969-78 Ignition w/ Original Key
 PY103.....1979-89 Ignition w/ Original Keys
 PY103.....1979-84, MONTE CARLO Ignition W/ Original Keys
 PY432.....1985-89, MONTE CARLO Ignition W/ Original Keys

DOOR LOCK PAIRS



PY109B1964-66 Doors W/Original Keys
 PY109A1967-68 Doors w/ Original Keys
 PY109.....1964-78 Doors w/ Late Keys
 AL158003.....1964-81 Doors W/Replacement Keys
 PY111.....1977-89, EL Camino Doors w/ Late Keys
 PY109.....1977-81 Chevelle Doors W/Late Keys
 PY325.....1977-89, Monte Carlo & El Camino Doors w/ Late Keys

GLOVEBOX LOCKS



PY145.....1964-65 Glove Box, w/ Late Keys
 PY145A1964-65 Glove Box w/ Original Keys



PY182.....1966-67 Glove Box w/ Late Keys
 PY182A1966-67 Glove Box w/ Original Keys
 PY182 & 182A do not include the glovebox lock case.



PY119A1968 Glove Box w/ Original Keys & Glovebox case
 PY119.....1968-69 Glove Box w/ Late Keys & Glovebox case
 PY120.....1970-77 Glove Box w/ Original Keys & Glovebox case



PY183U1970-77 GLOVEBOX CASE
 PY330.....1978-89 Glove Box w/ Original keys

CONSOLE LOCKS



PY169A1966-67 Console w/ Original Keys
 PY955.....1965-67 Console Keyless push button
 PY169.....1965-67 Console w/ Late Keys
 PY287.....1970-72 Console w/ Late Keys
 PY287K.....1970-72 Console Keyless push button



TRUNK LOCKS

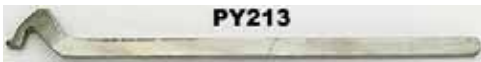


PY112A	1964-66 Trunk, w/ Original Keys
PY112	1964-66 Trunk w/ Late Keys
AL157503.....	1964-66 Trunk w/ Replacement Keys
PY113A	1967 Trunk w/ Original Keys
PY113.....	1967 Trunk w/ Late Keys
AL157603.....	1967 Trunk w/ Replacement Keys
PY112A	1968 Trunk w/ Original Keys
PY112.....	1968-89 Trunk w/ Late Keys
AL157503.....	1968-89 Trunk w/ Replacement Keys
PY341.....	1968-89 Trunk w/ Black cap & Late Keys
PY116.....	1973 Monte Carlo Trunk w/Late Keys
PY341.....	1994-95 Monte Carlo Trunk, w/ Black cap & Late Keys

COMPONENTS



PY207.....	Door Lock Gasket
PY207T.....	Trunk Lock Gasket
PY208.....	Trunk & Door Lock Clip



RP6507	Dppr Lock Pawl Clip
PY2040.....	Trunk Lock Shaft
PY213.....	Trunk Lock Shaft
A6406	Trunk Spring

Either of these trunk lock shafts will work on all Chevilles.

GM KEYS



IGNITION - DOOR					GLOVE - TRUNK				
A	1967	1971	1975	1979	B	1967	1971	1975	1979
C	1968	1972	1976	1980	D	1968	1972	1976	1980
E	1969	1973	1977	1981	H	1969	1973	1977	1981
J	1970	1974	1978	1982	K	1970	1974	1978	1982

NSK69	1936-66 GLOVE-TRUNK KEY
These keys are correct small head with GM markings on BOTH sides. The knock-out is removed.	
NSK60	1936-66 DOOR- IGNITION KEY
These keys are correct small head with GM markings on BOTH sides. The knock-out is removed.	
NSK83	1968 "D" ORIGINAL KEY
NSK66A.....	"A" LATE STYLE KEY
NSK70B.....	"B" LATE STYLE KEY
NSK66C.....	"C" LATE STYLE KEY
NSK70D.....	"D" LATE STYLE KEY
NSK66E.....	"E" LATE STYLE KEY
NSK70H.....	"H" LATE STYLE KEY
NSK66J.....	"J" LATE STYLE KEY
NSK70K.....	"K" LATE STYLE KEY

Late Style keys were correct starting in 1969

CORVAIR LOCKS AND KEYS

FOR KEYS & OTHER LOCK COMPONENTS
SEE PAGES 1-2

IGNITION LOCKS



PY161.....1961-64, w/ Original Keys
PY158A1965, w/ Original Keys
PY100.....1966-67, w/ Late Style Keys



PY100AA.....1966, w/ Original (Groove15) Keys
PY100A1967, w/ Original (A) Keys
PY101A1968, w/ Original (C) Keys
PY101.....1968-69, w/ Original Keys

DOOR LOCK SETS



PY109B1961-66, w/ Original Keys
PY109A1967-68, w/ Original Keys
PY109.....1961-69, w/ Late Style Keys

GLOVEBOX LOCKS



PY169.....1961-64, w/ Late Style Keys
PY169A1961-64, w/ Original Keys
PY145.....1965-69, w/ Late Style Keys
PY145A1965-69, w/ Original Keys

FRONT COMPARTMENT LOCKS



PY112.....1966-68, w/ Late Style Keys

AL157503.....1966-68, w/ Late Style Keys
PY112A1966-68, w/ Original Keys
PY112.....1969, w/ Original Keys
AL157503.....1969, w/ Original Keys

IGNITION & DOOR SETS



PY142A1961-64, w/ Original Keys
PY104.....1966-67, w/ Late Style Keys
PY104AA.....1966, w/ Original (Groove15) Keys
PY104A1967, w/ Original (A) Keys



PY105A1968, w/ Original (C) Keys
PY105.....1968-69, w/ Original Keys

FRONT COMPARTMENT & GLOVE SETS



PY162A1966-68, w/ Original Keys
PY162.....1966-69, w/ Late Style Keys

FRONT COMPARTMENT & DOOR SETS

Although door and trunk locks were not keyed alike until 1974, these are popular kits.



PY135.....1966-69, w/ Late Style Keys
PY135A1966-68, w/ Original Keys

GLOVE, DOOR & FRONT COMPARTMENT SETS

Although these three locks were not keyed alike until 1974, they are a nice alternative to replacing all locks except ignition.



CHEVY VEGA & PONTIAC ASTRE
LOCKS AND KEYS

**FOR KEYS & OTHER LOCK COMPONENTS
 SEE PAGES 1-2**

IGNITION LOCKS



PY102B1971-77, w/ Original Keys

DOOR LOCK SETS



PY109.....1971-77, w/ Original Keys

TRUNK/TAILGATE LOCKS



inquire 1971 SEDAN & HATCHBACK, w/ Original Keys
 inquire 1971 WAGON, w/ Original Keys
 PY113..... 1972-77 (Exc. Wagon), w/ Original Keys
 AL157603..... 1972-77 (Exc. Wagon), w/ Original Keys
 inquire 1973-77 WAGON, w/ Original Keys

IGNITION & DOOR SETS



PY106B1971-77, w/ Original Keys

DOOR & TRUNK SETS



PY136.....1972-77 (Exc. Wagon), w/ Original Keys

ORDER 24/7 ONLINE AT PYAUTOLOCKS.COM OR CALL 1-844-MAX-PERF

CORVETTE LOCKS AND KEYS

PYCL EXCLUSIVE..... CONOURSE KITS!

Concourse kits represent the highest level of correctness for the meticulous restorer.

Concourse kits include the following features...

- KNOCKOUT KEYS
- DIMPLED KEY SHUTTER
- NOTCHED SHUTTERS
- CORRECT PAWLS & CLIPS



THESE NCRS KITS ARE BOLDED IN THE LISTINGS



LMF1250.....1986-96 AT (w/ VATS), w/ Test Keys
 LMF1251.....1986-96 MT (w/ VATS), w/ Test Keys
 LMF1250 & LMF1251 include keys without the ohms resistor.
 LMF1250Kxx.....1986-96 AT (w/ VATS), w/ coded VATS Keys
 LMF1251Kxx.....1986-96 MT (w/ VATS), w/ coded VATS Keys
 LMF1250Kxx & LMF1251Kxx include correct keys with coded ohms resistors.
 Replace xx in the Part# with the ohms code from the list below.

- | | | | |
|----------------|----------------|-----------------|----------------|
| #1: 402 ohms | #2: 523 ohms | #3: 681 ohms | #4: 887 ohms |
| #5: 1130 ohms | #6: 1470 ohms | #7: 1870 ohms | #8: 2370 ohms |
| #9: 3010 ohms | #10: 3740 ohms | #11: 4750 ohms | #12: 6040 ohms |
| #13: 7500 ohms | #14: 9530 ohms | #15: 11800 ohms | |

IGNITION LOCKS



PY161.....53-64 Ignition Lock w/Original GM Keys
PY161A.....1953-59 (1 hole flat bezel), w/ "no ®" Keys
 This is a replacement for 1953-55

AL142103.....53-54 Ignition Lock w/ replacement keys (non GM)
PY161B.....1960-64 (1 hole curved bezel)
 PY158A.....65 Ignition Lock w/Original GM Keys
PY158AV.....1965 (1 hole concave stamped bezel), w/ Original Keys
 AL142003.....65 Ignition Lock w/ replacement keys (non GM)



PY100.....66-67 Ignition Lock w/ Late GM Keys
 PY100A.....66-67 Ignition Lock w/ Original (67 A) Keys
PY100AAV.....1966, w/ Original "R" Keys
PY100AV.....1967, w/ Original Knock Out "A" Keys
 PY101.....68 Ignition Lock w/ Late GM Keys
 PY101A.....68 Ignition Lock w/Original GM Keys
PY101AV.....1968, w/ Original Knock Out "C" Keys
 PY102B.....1969-78, w/ Original Keys



PY103.....1979-82, w/ Original Keys
 PY432.....1984-85, w/ Original Keys

DOOR LOCK PAIRS



PY245.....1956-66 w/flat pawls w/ late GM Keys smooth face
PY245V.....1956-60, w/ Original Keys & pawls
 Pat's Locks Style
PY245R.....1956-60, w/ Original Keys & pawls
 PY455.....1956-66 w/flat pawls w/ original GM Keys smooth face
PY455B.....1961-62, w/ Original "no ®" Keys & pawls
PY455A.....1963-66, w/ Original "®" Keys & pawls
 PY109... 67 w/late Square Keys (no pawls), 69-82 (no Pawls)(no electrical)
 PY109A.....67 w/original style Keys GM (no pawls)
 PY109RK67 w/late Round Keys (no pawls), 69-82 (no pawls)(no electrical)
PY109AV.....1967, w/ Original A-Keys & pawls



PY109V.....1969-73, w/ Original Square Keys & Pawls
PY109V2.....1974-77, w/ Original Round Keys & Pawls
 PY499.....78-79 Door Locks with 1 electric (no pawls)
PY499V.....1978-79 (1 Electric), w/ Original Keys & Pawls
 PY454.....80-82 Door Locks w/ Kate Keys (no pawls)
PY454V.....1980-82 (2 Electric), w/ Original Keys & Pawls

Door locks include pawls.



PY492.....1984-96 Door Handle, RH
 PY493.....1984-96 Door Handle, LH
 PY492C.....1984-96 Door Handle, RH Chrome
 PY493C.....1984-96 Door Handle, LH Chrome





PY494..... 1984-96 DOOR LOCKS KIT

STORAGE & GLOVEBOX LOCKS



PY182..... 1956-62 Glovebox w/Late Keys
 PY182A 1956-62 Glovebox w/Original style GM Keys
 PY182V 1956-62, w/ Original Keys
 PY168..... 1963 Glovebox w/late Round Keys
 PY168AA..... 1963, w/ Orig. Hex Knockout Keys
 PY169..... 1964-67 Glovebox w/late Round Keys
 PY169AA..... 1964-66, w/ Original Keys
 PY169K..... 1964-67 Glovebox Keyless
 PY955..... 1964-67, keyless push button
 PY169AV 1967, w/ Original "B" Keys
 PY168AV 1968, w/ Original "D" Keys



PY168..... 1969-82 REAR COMPARTMENT LOCK, w/ Original Keys
 PY490..... 1969-82 REAR COMPARTMENT PUSH BUTTON (non-locking)



PY183..... 1978-82 GLOVEBOX LOCK, w/ Original Keys
 Includes Glovebox case & nut.

CONSOLE LOCK



PY477..... 1984-96, w/ Original Oval Head GM Keys

TRUNK LOCKS



PY113..... 1953-55 w/smooth cap Late Keys
 PY113AV 1953-55, w/ "no" Keys
 PY112..... 1956-62 smooth cap w/Late Keys
 PY112AR 1956-60 ribbed cap w/ Original style GM Keys
 PY112ARV 1956-60 (Ribbed Cap), w/ "no" Keys
 PY112AV 1961-62 (Smooth Cap), w/ "no" Keys

SPARE TIRE LOCKS



PYST63..... 1963-64 (Small Cap, Small Hole), w/ GM Replacement Keys
 PYST63A 1963-67 (Small Cap, Small Hole), w/ 2 hex & 2 round Keys
 PYST64 1965-66 (Small Cap, Large Hole), w/ GM Replacement Keys
 PYST67 1967 (Large Cap, Large Hole), w/ Orig. "B" Keys
 PYST68 1968 (Large Cap, Large Hole), w/ Orig. "D" Keys
 PYST69..... 1969-82 (Large Cap, Large Hole), w/ "B" Late Keys

ALARM LOCK & KITS



PYAL01 1968-70, w/ Replacement Keys
 PYAL02 70-77 W/GM Keys
 PYCT69A 70-77 Compartment, tire, Alarm w/ GM Keys
 PYDC75A 70-77 Door, Compartment, Alarm w/GM Keys
 PYDCT75A..... 74-77 Complete set w/o Ignition GM Key

IGNITION AND DOOR KITS



PY243.... 1956-64 w/flat pawl ribbed doors, replacement Ignition cylinder
 Original style Keys
 PY243A 1956-59 (Keyed Alike), w/ Ribbed cap & "no" Keys
 PY243AB 1960 (Keyed Alike), w/ Ribbed cap & "no" Keys
 PY451..... 1956-64 w/flat pawls smooth doors, replacement
 Ignition Cylinder Original style Keys
 PY451B 1961-62 (Keyed Alike), w/ Original "no" Keys
 PY451A 1963-64 (Keyed Alike), w/ Original "no" Keys
 PY216AV 1965 (Keyed Alike), w/ Original Keys
 PY218A 1965 Ignition & Door w/Original style Keys

Correct ignition cylinder, dimpled shutter, keys and Pawls are included.



- PY452..... 1966 Ignition & Door w/Original style Keys
 - PY452A** 1966 (Keyed Alike), w/ Original Keys
 - PY440..... 1967 Ignition & Doors w/Original style Keys
 - PY440A** 1967 (Keyed Alike), w/ Original Keys
 - PY106B 69-78 Ignition & Doors set w/Late style Keys (no pawls)
 - PY106BV** 1969-77 (Keyed Alike), w/ Original Keys
- PY106BV is correct for 1969-73 but will fit 1974-77. For correct 1974-77, order individual ignition locks or door-glovebox-storage-tire lock kits.*

For 1978 and later Corvettes, the ignition and door locks were not keyed alike. Because of that, the following kits are not original but are still a less expensive, convenient and popular option.



- PY453V8 1978 (Keyed Alike), w/ Original Keys
- PY453V** 1979 (1 Electric Door) (Keyed Alike), w/ Original Keys
- PY184..... 1979-82 Ignition & Doors w/late style Keys (Non electric)
- PY453V2 1980-82 (2 Electric Doors) (Keyed Alike), w/ Original Keys
- PY495..... 1984-85 (Keyed Alike), w/ Original Keys
- PY496..... 1986-94 (Keyed Alike), w/ Original Keys

IGNITION AND TRUNK KITS



- PYIT53** 1953-55 (Keyed Alike), w/ "no ®" Keys

DOOR & STORAGE KITS



- PY136..... 1953-55 Door & Trunk w/late keys smooth face (use 320102 pawls)
- PY135..... 1956-62 Door & Trunk w/late keys smooth face (use 320102 pawls)
- PYDC75 1974-77 (Keyed Alike), w/ Original Keys
- PYDC78** 1978-79 (Keyed Alike), w/ Original Keys
- PYDC81 1980-82 (Keyed Alike), w/ Original Keys

IGNITION, DOOR, & TRUNK KITS

- PY271..... 1955-58 w flat pawl Original style Keys, Repl. Ignition Cylinder
- PY328..... 1959-62 w/flat pawl Original style Keys, Repl. Ignition cylinder

DOOR, GLOVEBOX & TIRE LOCK KITS

These kits include a pair of Doors, a Glovebox and a Spare Tire lock. All locks are keyed alike.



- PYDCT75** 1974-77, w/ Original Keys

DOOR, GLOVEBOX, STORAGE & TIRE KITS

These kits include a pair of Doors, a Glovebox, a Storage and a Spare Tire lock. All locks are keyed alike.



- PYDCT78** 1978-79 (1 Electric Door Lock), w/ Original Keys
 - PYDCT81** 1980-82 (2 Electric Door Lock), w/ Original Keys
- Add PY102B (75-78) or PY103 (79-82) ignition lock for a complete set.*

DOOR, GLOVEBOX & STORAGE KITS

These kits include a pair of Doors, a Glovebox and a Storage lock. All locks are keyed alike.



- PYDGS78** 1978-79, w/ Original Keys
- PYDGS81** 1980-82, w/ Original Keys

GLOVE / COMPARTMENT & TIRE LOCK KITS



- PYCT66** 1965-66 Glovebox & Tire, w/ Original Keys
- PYCT67** 1967 Glovebox & Tire, w/ Original Keys
- PYCT68** 1968 Rear Compartment & Tire, w/ Original Keys
- PYCT69** 1969-77 Rear Compartment & Tire, w/ Original Keys
- PYCT78** 1978-82 Rear Compartment & Tire, w/Original Keys



COMPLETE LOCK KITS

These complete sets include an Ignition, a pair of Doors, a Glovebox & a Trunk Lock (where applicable).



PY342..... 1957-58 w/flat pawl Original style Keys, repl. Ignition cylinder
 PY301..... 1959-62 w/flat pawl Original style Keys, repl. Ignition cylinder
PY342A..... 1956-59 (Keyed Alike), w/ "no ®" Keys
PY301A..... 1960 (Ribbed Caps) (Keyed Alike), w/ "no ®" Keys
PY302A..... 1961-62 (Keyed Alike), w/ "no ®" Keys
PY302A-63..... 1963 (Keyed Alike), w/ Original Keys
PY302A-64..... 1964 (Keyed Alike), w/ Original Keys

PY302A-65



PY302A-65..... 1965, w/ Original Keys
PY302A-66..... 1966, w/ Original Keys

COMPLETE LOCK KITS (W/ SPARE TIRE LOCK)

These complete sets include an Ignition, a pair of Doors, a Glovebox and a Tire Lock. Keys are numbered like original.



PY302A-63T..... 1963 (w/ Tire Lock) (Keyed Alike), w/ Original Keys
PY302A-64T..... 1964 (w/ Tire Lock) (Keyed Alike), w/ Original Keys
PY302A-65T..... 1965 (w/ Spare Tire Lock), w/ Original Keys

* For a 1967 complete kit, use PY440A & PYCT67

* For a 1969-73 complete kit, use an Ignition/Door Kit + Rear Compartment Lock + a Spare Tire Lock.

* For 1974 & newer, use an Ignition Lock + a corresponding Kit.

KEYS



NSK60..... (Groove 15) Repro Style, "GM" only
 NSK60A..... 1953-61 (Groove 15) HEX KEY, w/o 'R'
 NSK60R..... 1962-66 (Groove 15) HEX KEY, w/ 'R'
 NSK69..... (Groove 15) ROUND KEY
 NSK69A..... (Groove 15) ROUND KEY, w/ knockout

NSK80A..... "A" KEY, Correct NOS
 NSK81A..... "B" KEY, Correct NOS
 NSK82A..... "C" KEY, Correct NOS
 NSK83A..... "D" KEY, Correct NOS



NSK80..... "A" KEY, Repro Style, "GM" only
 NSK81..... "B" KEY, Repro Style, "GM" only
 NSK82..... "C" KEY, Repro Style, "GM" only
 NSK83..... "D" KEY, Repro Style, "GM" only



NSK66A..... "A" SQUARE KEY, Late Style
 NSK66C..... "C" SQUARE KEY, Late Style
 NSK66E..... "E" SQUARE KEY, Late Style
 NSK66J..... "J" SQUARE KEY, Late Style
 NSK70B..... "B" OVAL KEY, Late Style
 NSK70D..... "D" OVAL KEY, Late Style
 NSK70H..... "H" OVAL KEY, Late Style
 NSK70K..... "K" OVAL KEY, Late Style



NSK42..... 2005-09 KEY BLANK
 Non-RFID - used as emergency or spare on certain years.
 NSK43..... 201014 KEY BLANK, for PROX units
 PROX unit is not included (emergency key)

VATS KEYS



LMF1255-__..... 1986-96 IGNITION KEY BLANK (Choose ohms)
 LMF1256..... 1986-96 DOOR KEY BLANK



NSK40-__..... 1997-04 IGNITION KEY BLANK (Choose ohms)
 NSK41-__..... 1997-04 50TH ANNIV. IGN. KEY BLANK (Choose ohms)

#1: 402 ohms	#2: 523 ohms	#3: 681 ohms	#4: 887 ohms
#5: 1130 ohms	#6: 1470 ohms	#7: 1870 ohms	#8: 2370 ohms
#9: 3010 ohms	#10: 3740 ohms	#11: 4750 ohms	#12: 6040 ohms
#13: 7500 ohms	#14: 9530 ohms	#15: 11800 ohms	

IGNITION SWITCHES



PYU37 55-57 Ignition
 PYGM82 1963-64
 381340 1997-04 C5 IGNITION SWITCH BEZEL, non illuminating



603446 1968-77 COMPARTMENT LOCK CASE
 PY183U 1978-81 GLOVEBOX LOCK CASE
 RPI642V 1963 GLOVEBOX RETAINER, short, Chrome, w/ screw
 RPI642VL 1964-66 GLOVEBOX RETAINER, long, Chrome, w/screw
 RPI642 1967-78 GLOVEBOX RETAINER, long, Cad, w/ screw

Will also fit 1964-66 but is not chromed like originals

HEADLIGHT SWITCHES



PY230 1955-57
 PY726 1958-63
 GMI240 1964-67
 WAD1542 1968-77
 WAD1542B 1978-82
 PYU210 1984-89



322636 1997-04 CONSOLE LOCK PAWL/LEVER
 RP6512 1997-04 CONSOLE LOCK RETAINER/CLIP

Horse shoe shaped



320102 1956-67 PAWL - TEAR DROP
 PY1119 1969-82 PAWLS (pair)
 RP6507 1969-82 PAWL RETAINER CLIP

DIMMER SWITCHES



PYU265 47-55 Chevy
 PYU268 58-62 Corvette
 PYU270 77-78 Corvette
 GFI087R 1979-96 Dimmer Switch



PY2040V TRUNK LOCK DRIVE ROD (Cut to Length)
 PYSTBC SPARE TIRE LOCK CYLINDER CAP
 47522 GM DOOR LOCK GASKET (Black)

ACCESSORIES



PY112E 1953-62 TRUNK LOCK ESCUTCHEN
 PY109E 1956-67 DOOR LOCK ESCUTCHEN
 PY208 1969-82 DOOR LOCK CLIP



PY182U 1956-62 GLOVEBOX LOCK CASE
 PY182LV 1956-62 GLOVEBOX LOCK CASE NUT
 603321 1963-67 GLOVEBOX LOCK CASE

UNCODED LOCK KITS

Each of these kits needs to be coded by a locksmith or dealer.



703606 1997-04 IGNITION CYLINDER KIT, Uncoded
 Includes cylinder sleeve, wiring and small parts kit
 702912 1997-03 DOOR LOCK SERVICE KIT, Uncoded
 Sold each, 2 required per car



702745 1997-04 CONSOLE LOCK KIT, Uncoded





- 706592 2004 & 2006 DOOR LOCK SERVICE KIT, Uncoded
Sold each, 2 required per car
- 708642 2005-14 GLOVE BOX CYLINDER, Uncoded
Cylinder only



- 708643 2005-14 CONSOLE LOCK KIT, Uncoded
Includes cylinder, case, lever and small parts

AIR CLEANER COMPONENTS



- RPE420T 1965-67 AIR CLEANER LID - LOUVERED CHROME

ELECTRICAL SWITCHES

- PYU180 68-73 Door Jamb Switch
- PYU180A 68-73 Door Jamb Light Switch
- PYU185 78-82 Corvette Door Jamb Switch
- PYU187 84-89 Door Jamb Switch
- PYU200 97-04 Corvette Hazard Switch
- PYU200C 97-04 Corvette Hazard Switch w/Button
- PYU208 84-89 Power Window/Lock Switch
- PYU235 97-04 Corvette Neutral Safety Switch
- PYU242 97-04 Blower Fan Module

SENSORS

- PYU250 82-84 Corvette Oil Pressure Sender
- PYU257 90-92 Oil Level Sensor
- PYU280 84-86, 96 Knock Sensor
- PYU281 87-89 Knock Sensor
- PYU290 90-95 Crankshaft Position Sensor

LAMPS & LENSES

- PYU205 75-95 License Plate Light
- PYU204 68-71 License Lamp Assembly
- PYU204A 72-73 License Lamp Assembly
- PYU198 84-96 Interior Light Bezel/Lens, LH
- PYU199 84-96 Interior Light Bezel/Lens, RH

MISCELLANEOUS

- PYU195 84-96 Compartment Handle Trim
- PYU196 90-96 Door Handle Insert Plate
- PYU220 68-73 Throttle Cable
- PYU221 75-81 Corvette Throttle Cable
- RPZ189CV FM MP3 Aux For Corvette

1949-57 CHEVROLET

**A PERFORMANCE YEARS EXCLUSIVE
DELUXE KITS!**

Deluxe kits represent the highest level of correctness in the industry. This level of correctness has been missing from the hobby for many years now.

MOST IMPORTANTLY, OUR KITS ARE LESS MONEY!!

CORRECT DOOR LOCK PAWLS & CLIPS



CORRECT SHUTTER DIMPLE **LONG PAWL** **SHORT PAWL** **FLAT PAWL**
ALL PAWLS ATTACHED WITH CORRECT TRI-CLIP

DELUXE KITS FEATURE:

- ☑ CORRECT HEXAGON GM GROOVE15 KEYS
- ☑ CORRECT GROOVE15 KEYWAY
- ☑ DIMPLED SHUTTERS
- ☑ CORRECT PAWLS AND ATTACHING CLIPS!

GLOVEBOX LOCKS



<u>Original</u>	<u>Late Key</u>	
PY169A	PY1691940-57
PY955	 1955-57 PUSH BUTTON LATCH, No Key

TRUNK LOCKS

Original Trunk locks have the correct dimple shutter & ribbed cap.



<u>Deluxe Original</u>	<u>Late Key</u>	
PY112AR*	PY1121953-57
		* has the original ribbed trunk cap.
AL157503	 1953-57, w/ replacement keys

IGNITION CYLINDERS



<u>Original</u>	
PY158A1940-47
PY1611951-54
PY1611955-57
AL1421031955-57

IGNITION & DOOR SETS



<u>Deluxe Original</u>	
PY205SD* 1955 2-DOOR HARDTOP, w/ U Pawl
PY205SD*1955 SEDAN, w/ U Pawl
PY205SD* 1955 WAGON, w/ U Pawl
PY205FD*1956 2 & 4-DOOR HTP/CONV., w/ Flat Pawl
PY205SD*1956 SEDAN, w/ U Pawl
PY205FD* 1956 WAGON, w/ Flat Pawl
PY205SD* 1957 2-DOOR HARDTOP, w/ U Pawl
PY205FD* 1957 4-DOOR HARDTOP, w/ Flat Pawl
PY205SD*1957 SEDAN, w/ U Pawl
PY205SD* 1957 WAGON, w/ U Pawl
	* Groove15 keys, dimpled shutters, ribbed caps, PY161 Ignition, oem pawls & clips

DOOR LOCK PAIRS

All door locks include Hex-head GM keys, correct pawls and clips. Original door locks include: Correct Groove 15 keys, dimpled shutter and ribbed caps.

CORRECT DOOR LOCK PAWLS & CLIPS



LONG PAWL **SHORT PAWL** **FLAT PAWL**
ALL PAWLS ATTACHED WITH CORRECT TRI-CLIP

<u>Deluxe Original</u>	<u>Late Key</u>	
PY176S*	PY117S 1955 2-DOOR HARDTOP, w/ U Pawl
PY176S*	PY117S1955 SEDAN, w/ U Pawl
PY245R*	PY245 1956 2 & 4-DOOR HTP/CONV., w/ Flat Pawl
PY176S*	PY117S1956 SEDAN, w/ U Pawl
PY176S*	PY117S 1957 2-DOOR HARDTOP, w/ U Pawl
PY245R*	PY2451957 4-DOOR HARDTOP, w/ Flat Pawl
PY176S*	PY117S1957 SEDAN, w/ U Pawl
		* Groove15 keys, dimpled shutter, ribbed caps, oem pawls & clips

GLOVE & TRUNK SETS



<u>Deluxe Original</u>	<u>Late Key</u>	
PY171AR*	PY1711955-57
		* has the original ribbed trunk cap and dimpled shutters.

DOOR & TRUNK SETS



These kits have the correct groove15 keys, dimpled shutters, pawls, clips and ribbed caps!!



PY199

Deluxe Original

PY199S.....	1955 2-DOOR HARDTOP, w/ U Pawl
PY199S.....	1955 SEDAN, w/ U Pawl
PY246.....	1956 2 & 4-DOOR HTP/CONV., w/ Flat Pawl
PY199S.....	1956 SEDAN, w/ U Pawl
PY199S.....	1957 2-DOOR HARDTOP, w/ U Pawl
PY246.....	1957 4-DOOR HARDTOP, w/ Flat Pawl
PY199S.....	1957 SEDAN, w/ U Pawl

IGNITION, DOOR & TRUNK SETS



PY270S

Deluxe Original

PY270S*	1955 2-DOOR HARDTOP, w/ U Pawl
PY270S*	1955 SEDAN, w/ U Pawl
PY271*	1956 2 & 4-DOOR HTP/CONV., w/ Flat Pawl
PY270S*	1956 SEDAN, w/ U Pawl
PY270S*	1957 2-DOOR HARDTOP, w/ U Pawl
PY271*	1957 4-DOOR HARDTOP, w/ Flat Pawl
PY270S*	1957 SEDAN, w/ U Pawl

* Groove15 keys, dimpled shutters, ribbed caps, PY161 Ignition, oem pawls & clips

DOOR, GLOVE & TRUNK SETS



PY179S

Deluxe Original

PY179S*	1955 2-DOOR HARDTOP, w/ U Pawl
PY179S*	1955 SEDAN, w/ U Pawl
PY247*	1956 2 & 4-DOOR HTP/CONV., w/ Flat Pawl
PY179S*	1956 SEDAN, w/ U Pawl
PY179S*	1957 2-DOOR HARDTOP, w/ U Pawl
PY247*	1957 4-DOOR HARDTOP, w/ Flat Pawl
PY179S*	1957 SEDAN, w/ U Pawl

PY179S & PY247 are now Original Deluxe sets at a lower price!!

* Groove15 keys, dimpled shutters, ribbed caps, oem pawls & clips

IGNITION, DOOR, GLOVE & TRUNK SETS

Our Late Style sets have been superseded by the Deluxe sets AND are available at a better price!!



PY420

Deluxe Original

PY420D*	PY420	1955 2-DOOR HARDTOP, w/ U Pawl
PY420D*	PY420S	1955 SEDAN, w/ U Pawl
PY421D*	PY421	1956 2 & 4-DOOR HTP/CONV., w/ Flat Pawl



PY420SD

Deluxe Original

PY420D*	PY420	1956 SEDAN, w/ U Pawl
PY420SD*	PY420S	1957 2-DOOR HARDTOP, w/ U Pawl
PY421D*	PY421	1957 4-DOOR HARDTOP, w/ Flat Pawl
PY420D*	PY420	1957 SEDAN, w/ U Pawl

* Groove15 keys, dimpled shutters, ribbed caps, PY161 Ignition, oem pawls & clips

WAGON & NOMAD LOCK SETS

The following Wagon and Nomad kits include Ignition, Door (pr) and Glovebox Locks. Tailgate locks are not currently available. We can code these locks to match a tailgate lock if the customer provides their original tailgate lock. We can also make Tailgate Lock sets but a minimum order is required, call to inquire.



PY420ST

Deluxe Original

PY420ST*	1955 2 & 4-DOOR WAGON, w/ U Pawl
PY420N*	1956 2 & 4-DOOR WAGON, w/ Flat Pawl
PY420ST*	1957 2 & 4-DOOR WAGON, w/ U Pawl

PY420ST*	1955 NOMAD, w/ U Pawl
PY420N*	1956 NOMAD, w/ Flat Pawl
PY420ST*	1957 NOMAD, w/ U Pawl

* Groove15 keys, dimpled shutters, ribbed caps, PY161 Ignition, oem pawls & clips

HEADLIGHT SWITCH



PY230

PY230.....	1955-56 HEADLIGHT SWITCH
------------	--------------------------

1958-77 CHEVROLET
(INCLUDING IMPALA, BISCAYNE)

IGNITION CYLINDERS



PY161..... 1958-64, w/ Original Keys
 AL142103..... 1958-64, w/ Replacement Keys



PY158A 1965, w/ Original Keys
 AL142003..... 1965, w/ Replacement Keys



PY100AA 1966, w/ Original Keys
 PY100A 1966-67, w/ Original Keys
 PY100..... 1966-67, w/ Late Style Keys



PY167A 1968, w/ Original Keys
 PY102B 1969-78, w/ Original Keys

DOOR LOCK PAIRS



PY110..... 1958, w/ Late Style Keys
 PY110A 1958, w/ Original Keys
 PY245R 1955-58 (Flat Pawl), w/ Original Keys



PY456..... 1959-60 (NOS Groove15), w/ Original Keys
 PY110..... 1961-64, w/ Late Style Keys
 PY110A 1961-64, w/ Original Keys
 PY252..... 1961-64 (Flat Pawl), w/ Original Keys



PY109..... 1965-70, w/ Late Style Keys
 PY109B 1965-66 (NOS Groove15), w/ Original Keys
 PY109A 1967-68, w/ Original Keys
 PY109B includes notched and dimpled shutters.



PY111..... 1971-76, w/ Original Keys
 PY109..... 1977-94, w/ Original Keys

TRUNK LOCKS



PY112AR 1953-58 (NOS Groove15), w/ Original Keys
 PY112..... 1953-58, w/ Late Style Keys



PY115A 1959, w/ Original Keys
 PY115N 1959, w/ Late Style Keys



PY112A 1960-68, w/ Original Keys
 PY112..... 1960-94, w/ Late Style Keys

GLOVEBOX LOCKS





PY168..... 1958-60, w/ Late Style Keys
 PY168A 1958-60, w/ Original Keys
 PY169..... 1961-62, w/ Late Style Keys
 PY169A 1961-62, w/ Original Keys
 PY168..... 1963, w/ Late Style Keys
 PY168A 1963, w/ Original Keys



PY118..... 1964, w/ Late Style Keys
 PY118A 1964, w/ Original Keys
 PY165..... 1965-66, w/ Late Style Keys
 PY165A 1965-66, w/ Original Keys
 PY166..... 1967, w/ Late Style Keys
 PY166A 1967, w/ Original Keys



PY119..... 1968, w/ Late Style Keys
 PY119A 1968, w/ Original Keys
 PY119..... 1969-76, w/ Original Keys
 PY119 & 119A both include the Glovebox case.

CONSOLE LOCKS



PY182..... 1962-64, w/ Late Style Keys
 PY182A 1962-64, w/ Original Keys
 PY169..... 1965-67, w/ Late Style Keys
 PY169A 1965-67, w/ Original Keys

IGNITION & DOOR SETS



PY160A 1958, w/ Original Keys
 PY205FD 1958 (Flat Pawl), w/ Original Keys

PY457..... 1959-60, w/ Original Keys
 PY160A 1961-64, w/ Original Keys
 PY250..... 1961-64, w/ Flat Pawl & Original Keys



PY143A 1965, w/ Original Keys



PY104AA 1966 (Correct), w/ Original Keys
 PY104..... 1966-67, w/ Late Style Keys
 PY104A 1966-67, w/ Original Keys
 PY144A 1968, w/ Original Keys



PY106B 1969-70, w/ Original Keys
 PY219..... 1971-76, w/ Original Keys
 PY106B 1977-78, w/ Original Keys

GLOVEBOX & TRUNK SETS



PY172..... 1958, w/ Late Style Keys
 PY172A 1958, w/ Original Keys
 PY460A 1959, w/ Original Keys
 PY172..... 1960, w/ Late Style Keys
 PY172A 1960, w/ Original Keys



PY171..... 1961-62, w/ Late Style Keys
 PY171A 1961-62, w/ Original Keys
 PY172..... 1963, w/ Late Style Keys
 PY172A 1963, w/ Original Keys
 PY121..... 1964, w/ Late Style Keys
 PY121A 1964, w/ Original Keys
 PY174..... 1965, w/ Late Style Keys
 PY174A 1965-66, w/ Original Keys
 PY175..... 1967, w/ Late Style Keys
 PY175A 1967, w/ Original Keys



- PY150*..... 1968, w/ Late Style Keys
- PY150A* 1968, w/ Original Keys
- PY150*..... 1969-76, w/ Original Keys

* Includes the Glovebox Lock Case.

DOOR & TRUNK SETS

Though not correct matched OEM locks, these popular kits offer a less expensive alternative.



- PY422..... 1958 (Long Cylinder) COMPLETE LOCK SET
- PY423..... 1958 (Short Cylinder) COMPLETE LOCK SET
- PY458K..... 1959 COMPLETE LOCK SET
- PY416K..... 1960 COMPLETE LOCK SET



- PY140..... 1958, w/ Late Style Keys
- PY140A 1958, w/ Original Keys
- PY246..... 1958 (Flat Pawl), w/ Original Keys
- PY486..... 1959, w/ Original Keys
- PY487..... 1960, w/ Original Keys
- PY140..... 1961-64, w/ Late Style Keys
- PY140A 1961-64, w/ Original Keys
- PY246..... 1961-64 (Flat Pawl), w/ Original Keys



- PY424..... 1961-62 (Long Cylinder) COMPLETE LOCK SET
- PY425..... 1961-62 (Short Cylinder) COMPLETE LOCK SET
- PY426..... 1963 (Long Cylinder) COMPLETE LOCK SET
- PY427..... 1963 (Short Cylinder) COMPLETE LOCK SET
- PY428..... 1964 (Long Cylinder) COMPLETE LOCK SET
- PY429..... 1964 (Short Cylinder) COMPLETE LOCK SET



- PY135..... 1965-68, w/ Late Style Keys
- PY135A 1965-68, w/ Original Keys
- PY135..... 1969-70, w/ Original Keys
- PY410..... 1971-76, w/ Original Keys
- PY135..... 1977-94, w/ Original Keys



- PY430..... 1965 COMPLETE LOCK SET
- PY431..... 1966 COMPLETE LOCK SET
- PY332..... 1967 COMPLETE LOCK SET
- PY333..... 1968 COMPLETE LOCK SET
- PY334..... 1969-70 COMPLETE LOCK SET
- PY335..... 1971-76 COMPLETE LOCK SET

All complete lock sets include a pair of Original Keys.

GLOVE, CONSOLE & TRUNK SETS



- PY174AG..... 1965-67, w/ Late Style Keys
- PY174AGA..... 1965-66, w/ Original Keys
- PY175AG..... 1967, w/ Late Style Keys
- PY175AGA..... 1967, w/ Original Keys

COMPLETE LOCK SETS

Each of these sets include: an ignition lock, a pair of door locks, a trunk lock, a glovebox lock and 2 original keys. All of these locks are keyed alike for your convenience.



**1978-94 CHEVROLET
MONTE CARLO, CHEVELLE(MALIBU), EL CAMINO
DOES NOT INCLUDE WAGONS**

IGNITION CYLINDERS



PY102B1969-78, w/ Original Keys



PY103.....1979-91, w/ Original Keys

DOOR LOCKS



PY109.....1977-94, w/ Original Keys

TRUNK LOCKS



PY112.....1978-94, w/ Original keys

GLOVEBOX LOCKS



PY330.....1978-89, w/ Original keys

IGNITION AND DOOR KITS



PY106B1977-78, w/ Original Keys



PY184.....1979-91, w/ Original keys

DOOR AND TRUNK KITS



PY135.....1977-94, w/ Original keys

1962+ CHEVY II & NOVA

IGNITION LOCKS



PY161.....	1962-64, w/ Original Keys
AL142103.....	1962-64, w/ Replacement Keys
PY158A.....	1965, w/ Original Keys
PY158AV.....	1965, concours correct W/Briggs & Stratton keys
AL142003.....	1965, w/ Replacement Keys



PY100AA.....	1966 W/Early GM (Correct groove 15) keys
PY100.....	1966-67, w/ Late Keys
PY100A.....	1966-67, w/ Original (A) Keys



PY101.....	1968, w/ Late Keys
PY101A.....	1968, w/ Original (C) Keys



PY102B.....	1969-78, w/ Original Keys
PY102BG.....	1969-78 GM, w/ Original Keys
PY103.....	1979-81, w/ Original Keys

DOOR LOCK PAIRS



PY109.....	1962-79, w/ Late Keys
AL158003.....	1962-79, w/ Replacement Keys
PY109B.....	1962-66, w/ Original Keys
PY109A.....	1967-68, w/ Original Keys
PY109RK.....	1962-79 W/Late GM keys, Round
PY1112.....	68-79 RH GM Lock Pawl
PY1113.....	68-79 LH GM Lock Pawl
PY1127.....	62-67 LH Nova Lock Pawl
PY1128.....	62-67 RH Nova Lock Pawl

GLOVEBOX LOCKS



PY145.....	1962-65, w/ Late keys
PY145A.....	1962-65, w/ Original Keys
PY118.....	1966-67, w/ Late Keys
PY118A.....	1966-67, w/ Original Keys
PY118K.....	1966-67 Keyless



PY119.....	1968, w/ Late Keys
PY119A.....	1968, w/ Original Keys
PY119.....	1969-79, w/ Original Keys
	<i>PY119 & 119A include the Glovebox Lock Case (PY183U).</i>
PY183U.....	1968-79 GLOVEBOX CASE

TRUNK LOCKS



PY112.....	1962-66, w/ Late Keys
PY112A.....	1962-66, w/ Original Keys
AL157503.....	1962-79, w/ Replacement Keys
PY112.....	1967-68, w/ Late Keys
PY112A.....	1967-68, w/ Original Keys
PY112.....	1969-79, w/ Original Keys

IGNITION & DOOR SETS



PY142.....	1962-64, w/ Late Keys
PY142A.....	1962-64, w/ Original Keys
PY143A.....	1965, w/ Original Keys
PY143AA.....	1965 CONCOURSE SET, w/ Original Keys



PY104AA.....	1966 CONCOURSE SET, w/ Original Keys
--------------	--------------------------------------

- PY104..... 1966-67, w/ Late Keys
- PY104A 1966-67, w/ Original (A) Keys
- PY104C67 1967 CONCOURSE SET, w/ Original Keys



- PY105..... 1968, w/ Late Keys
- PY105A 1968, w/ Original (C) Keys
- PY105AC68 1968 CONCOURSE SET, w/ Original Keys



- PY106B 1969-78, w/ Original Keys
- PY184..... 1979, w/ Original Keys



- PY106B69C 1969 CONCOURSE SET, w/ Original Keys
- PY106B70C 1970 CONCOURSE SET, w/ Original Keys
- PY106B71C 1971 CONCOURSE SET, w/ Original Keys
- PY106B72C 1972 CONCOURSE SET, w/ Original Keys
- PY106B73C 1973 CONCOURSE SET, w/ Original Keys

GLOVEBOX & TRUNK SETS



- PY164..... 1962-65, w/ Late Keys
- PY164A 1962-65, w/ Original Keys
- PY121..... 1966-67, w/ Late Keys
- PY121A 1966-67, w/ Original Keys



- PY150..... 1968, w/ Late Keys
- PY150A 1968, w/ Original Keys
- PY150..... 1969-79, w/ Original Keys
- PY150C69 1969 W/ Original Keys & Glovebox case, Concours
- PY150C70 1970 W/ Original Keys & Glovebox case, Concours
- PY150C71 1971 W/ Original Keys & Glovebox case, Concours
- PY150C72 1972 W/ Original Keys & Glovebox case, Concours
- PY150C73 1973 W/ Original Keys & Glovebox case, Concours

DOOR & TRUNK SETS

Although door and trunk locks were not matched by gm until 1974, these are popular kits.



- PY135..... 1962-66, w/ Late Keys
- PY135A 1962-68, w/ Original Keys
- PY135R 1962-78, w/ Replacement Keys
- PY135..... 1969-79, w/ Original Keys

GLOVE, TRUNK & DOOR SETS

These three cylinders were not keyed alike until 1974, but are a nice alternative to replacing all locks except for ignition.



- PY170..... 1962-65, w/ Late Keys
- PY170A 1962-65, w/ Original Keys
- PY128..... 1966-67, w/ Late Keys
- PY128A 1966-67, w/ Original Keys



- PY155..... 1968, w/ Late Keys
- PY155A 1968, w/ Original Keys
- PY155..... 1969-79, w/ Original Keys

IGNITION, DOOR & TRUNK SETS

These locks were not keyed alike until 1974, but are a nice alternative to replacing all locks except for ignition.



- PY266..... 1962-64, w/ Original Keys
- PY267 1965, w/ Original Keys
- PY268..... 1966-67, w/ Original Keys
- PY357..... 1968 W/Late GM Keys
- PY358..... 1969-78 W Late Gm Keys

COMPLETE LOCK SETS

Each of these sets include: an ignition lock, a pair of door locks, a trunk lock, a glovebox lock and 2 original keys. All of these locks are keyed alike for your convenience.



PY295.....	1962-64 COMPLETE LOCK SET
PY296.....	1965 COMPLETE LOCK SET
PY288.....	1966-67 COMPLETE LOCK SET
PY336.....	1968 COMPLETE LOCK SET
PY337.....	1969-78 COMPLETE LOCK SET

COMPONENTS

PY207T.....	Door/Trunk Lock Gasket
47522.....	Correct Door Lock Gasket GM
47544.....	Correct Trunk Lock Gasket,GM
PY208.....	Trunk & Door Lock Clip (Large U shaped retainer to hold lock)
RP6507.....	Door lock Pawl clip, (Half moon style)
PY213.....	Trunk Lock Shaft
PY213A.....	Trunk Lock Shaft, universal hockey stick style (cut to length)
PY2040.....	Trunk Lock Shaft
A6406.....	Trunk Spring
PY183U.....	1970-77 Glove Box Case (included with glove box locks)

KEY BLANKS

NSK60.....	1936-66 Ignition Key blank, early GM
NSK69.....	1936-66 Trunk Key Blank, early GM
NSK60A.....	1941-62 Ignition GRV 15 Key no "R" w/knock out
NSK60R.....	1962-66 Ignition GRV 15 Key W/"R" w/knock out
NSK69A.....	1941-66 Trunk Key W/knock out
NSK66A.....	GM Late Key, Ignition Square "A" Groove
NSK66C.....	GM Late Key, Ignition Square "C" Groove
NSK66E.....	GM Late Key, Ignition Square "E" Groove
NSK66J.....	Gm Late Key, Ignition Square "J" Groove
NSK70B.....	GM Late Key, Trunk Round "B" Groove
NSK70D.....	GM Late Key, Trunk Round "D" Groove
NSK70H.....	GM Late Key, Trunk Round "H" Groove
NSK70K.....	GM Late Key, Trunk Round "K" Groove



**CHEVROLET & GMC TRUCK
LOCKS AND KEYS**

IGNITION LOCKS



PY158A 1947-66, w/ Original Keys
AL142003..... 1947-66, w/ Replacement Keys
PY100A 1967-68, w/ Original Keys
PY100..... 1967-72, w/ Late Style Keys



PY102B 1973-78, w/ Late Keys
PY103..... 1979-86, w/ Late Keys, Chrome
PY432..... 1987-92, w/ Black Head & 2 Keys
PY307..... 1993-94, w/ Black Head & 2 Black Keys
PY308..... 1995-97 AT, w/ Original Keys
PY543..... 1995-97 MT, w/ Original Keys
PY309..... 1998 AT, w/ Original Keys
PY547..... 1998 MT, w/ Original Keys
PY310..... 1999 AT (exc Suburban/Yukon), w/ Original Keys
PY544..... 1999 MT (exc Suburban/Yukon), w/ Original Keys
PY309..... 1999 AT (Suburban/Yukon), w/ Original Keys
PY547..... 1999 MT (Suburban/Yukon), w/ Original Keys
PY310..... 2000-01 Chevy AT, w/ Original Keys
PY544..... 2000-01 Chevy MT, w/ Original Keys
PY588..... 2000-01 GMC AT, w/ Original Keys
PY589..... 2000-01 GMC MT, w/ Original Keys

DOOR LOCK SETS



D41100 1955-59 Door (Pair)-Medium-Replacement Keys
PY109TM2 1955-59 Door (Pair)-Medium-GM Keys
PY109TM1 1955-59 Door (Single)-Medium-GM Keys
D41101 1960-66 Door (Pair)-Long-Replacement Keys
PY109T 1960-66 (1 Door), w/ Original Keys
PY109T2..... 1960-66 (2 Doors), w/ Original Keys



PY109A 1967-68, w/ Original Keys
PY109..... 1967-86, w/ Late Style Keys
PY434..... 1967-91 Black w/ Late Keys
PY316..... 1987-94 (Pickup, Suburban & Blazer), w/ Original Keys
DL15393 1987-94 (Pickup, Suburban & Blazer)w/Replacement Keys
PY317..... 1995-98 (Pickup, Suburban, Blazer & GM), w/ Orig Keys

GLOVEBOX LOCKS



PY168..... 1954-72 "Round" Style, w/ Late Style Keys
PY168A 1954-72 "Round" Style, w/ Original Keys
PY169..... 1954-72 "Bell" Style, w/ Late Style Keys
PY169A 1954-72 "Bell" Style, w/ Original Keys
PY120..... 1973-91, w/ Original Keys



PY490..... 1954-72 GLOVEBOX LATCH, Chrome "Round" Style
PY955..... 1954-72 GLOVEBOX LATCH, Chrome "Bell" Style

TAILGATE/REAR DOOR

PY110T..... 1967-72 Suburban Rear Barn Door-Late Key
PY359..... 1973-89 Tailgate w/ Manual
PY583..... 1973-1999 Tailgate Lock Bolt for PY359
PY5903..... 1973-91 Blazer Tailgate w/Electric Window
PY567..... 1990-91 Trunk w/Manual Suburban/GMC
PY359..... 1990-91 Trunk W/Manual Blazer CK
PY361..... 1992-94 Trunk GM
PY360..... 1995-99 Trunk GM
PY569..... 2000 Trunk Chevy
PY570 2000 Trunk GMC
PY571..... 2001-02 Trunk Chevy
PY572..... 2001-02 Trunk GMC
PY571..... 2003-04 Trunk Suburban

IGNITION AND DOOR SETS



PY143RM2 1955-59 Ignition & Door (Pair) w/Replacement Keys
PY143AM2..... 1955-59 Ignition & Door (Pair) w/ GM Keys
PY143AM..... 1955-59 Ignition & Door (single) w/ GM Keys
PY143RT2..... 1960-66 Ignition & Door (Pair) w/ Replacement Keys
PY143AT2..... 1960-66 Ignition & Door (Pair) w/GM Keys
PY143AT..... 1960-66 Ignition & Door (single) w/ GM Keys

Above 1955-66 Door Locks come with Hardware

PY104A 1967-68, w/ Original Keys

PY104.....1969-72, w/ Late Style Keys
 PY106B 1973-78, w/ LateKeys
 PY106BL..... 1973-78 Blck Door w/ Late Keys
 PY106V1973-78 (GM), w/ Original Knock out Keys
 Highest quality. Has knockout keys and factory crimped door cylinders. Does not include gaskets and large clips



PY184..... 1979-87, w/ Late Keys
 PY184B 1979-87, w/ Late Keys, Black
 PY311.....1987-92 PICKUP, w/ Late GM Keys
 PY311R1979-87, Pickup w/ Replacement Keys
 PY184..... 1987-91 (except Pickup), w/ Late Keys
 PY560.....1992, w/ Late Keys
 PY312..... 1993-94 GM FULLSIZE, w/ Late Keys
 PY313.....1995-97 Fullsize AT, w/ Late Keys
 PY561..... 1995-97 Fullsize MT, w/ Late Keys
 PY314.....1998 Fullsize AT, w/ Late Keys
 PY562..... 1998 Fullsize MT, w/ Late Keys
 PY314.....1999 AT (except Pickup), w/ Late Keys
 PY562..... 1999 MT (except Pickup), w/ Late Keys
 PY564..... 1999-00 AT CHEVY PICKUP, w/ Late Keys
 PY565.....1999-00 MT CHEVY PICKUP, w/ Late Keys
 PY584.....1999-00 AT GMC PICKUP, w/ Late Keys
 PY585..... 1999-00 MT GMC PICKUP, w/ Late Keys
 PY315..... 2001 AT CHEVY PICKUP, w/ Late Keys
 PY566.....2001 MT CHEVY PICKUP, w/ Late Keys
 PY586.....2001 AT GMC PICKUP, w/ Late Keys
 PY587..... 2001 MT GMC PICKUP, w/ Late Keys
 PY987..... 2003-06 GMC PICKUP AT

CHEVROLET & GMC TRUCKS

All Matched PYCL Exclusive!

PY981.....1955-59 Ign, Door(Pair),Glove-Replacement Keys-**NEW!!**
 PY982..... 1955-59 Ign, Door(Pair),Glove-GM Keys-**NEW!!**
 PY983.....1955-59 Ign, Door(single),Glove-GM Keys-**NEW!!**
 PY984.....1960-66 Ign, Door(Pair),Glove-Replacement Keys-**NEW!!**
 PY985..... 1960-66 Ign, Door(Pair),Glove-GM Keys-**NEW!!**
 PY986.....1960-66 Ign, Door(SINGLE),Glove-GM Keys-**NEW!!**

Above 55-66 Door Locks come with Harware

PY285..... 1967-68 Ign, Doors, Glove w/Original Keys
 PY284..... 1967-72 Ign, Doors, Glove w/Late Keys
 PY387..... 1973-78 Ign, Doors, Glove w/Late Keys
 PY284.....1979-86 Ign, Doors, Glove w/Late Keys, w/Dash Ignition
 PY284C 1979-86 Ign, Doors, Glove w/Late Keys, w/Column Ignition

IGNITION, DOOR, TRUNK & TAILGATE



PY104TA.1967-68 Suburban, Ign, Doors,Rear Barn Door Early Keys-**NEW!!**
 PY104T....1967-72 Suburban, Ign, Doors,Rear Barn Door Late Keys-**NEW!!**
 PY350T..... 1973-78 Suburban, Ign, Doors,Rear Barn Door -**NEW!!**
 PY106BZ..... 1973-78 Ign, Doors,Tailgate w/Electric Window-Blazer-**NEW!!**
 PY106SW ...1973-78 Ign, Doors,Tailgate w/Manual Window-Blazer-**NEW!!**
 PY184BZ..... 1979-91 Ign, Doors,Tailgate w/Electric Window-Blazer-**NEW!!**
 PY351T..... 1979-87 Ign, doors,Suburban Barn Door w/Manual-**NEW!!**
 PY184T..... 1979-87 Ign, Doors, Tailgate Suburban, Blazer W/Man-**NEW!!**
 PY350.....1973-78, w/ Original Keys
 PY351.....1979-86, w/ Original Keys
 PY573.....1987-89, Tailgate w/Manual Window w/ Original Keys
 PY574..... 1990-91 (exc Blazer), w/ Original Keys
 PY573.....1990-91 BLAZER ck, w/ Manual Window, w/ Original Keys

IGNITION, DOOR & GLOVE SETS



PY143ATG 1953-66 (1 Door Lock), w/ Original Keys
 PY143ATG21953-66 (2 Door Locks), w/ Original Keys



PY353..... 1992, w/ Original Keys
 PY353T..... 1992-94 w/ Late Keys
 PY354.....1993-94, w/ Original Keys
 PY576..... 1995-97 AT, w/ Original Keys
 PY577.....1995-97 MT, w/ Original Keys
 PY578..... 1998-99 AT, w/ Original Keys
 PY579.....1998-99 MT, w/ Original Keys
 PY580.....2000 w/ Bowtie, w/ Original Keys
 PY581.....2001 w/ Bowtie, w/ Original Keys
 PY588..... 2007-13 Ign, Doors, Tailgate/Rear Door



DOOR & TAILGATE

- PY109SW 1973-91 Door & Manual Tailgate-Blazer-**NEW!!**
- PY5903D 1973-91 Door & Electric Tailgate-Blazer-**NEW!!**

UNCODED KITS



- 701117 1967-91 Door Lock Serv Package (bright & black caps)
- 593051 1973-91 GM Uncoded Glove Cylinder

COMPONENTS



- PY583..... 1973-89 TAILGATE LOCK BOLT
- PY1133..... 1967-72 DOOR LOCK PAWL RH
- PY1134..... 1967-72 DOOR LOCK PAWL LH
- PY1131..... 1973-87 DOOR LOCK PAWL RH
- PY1132..... 1973-87 DOOR LOCK PAWL LH

CHEVROLET BLAZER & GMC JIMMY
LOCKS AND KEYS

IGNITION & DOOR SETS

PY104.....	1969-72 Ignition & Door w/ Late Keys
PY106B	1973-78 Ignition & Doors w/ Late Keys
PY106V	1973-78 Ignition & Doors OE GM-Keys(knock outs w/codes)
PY184.....	1979-91 Ignition & Doors w/ Late Keys
PY560.....	1992 Ignition & Doors w/ Late Keys
PY313.....	1995-97 Ignition & Doors AT
PY561.....	1995-97 Ignition & Doors MT
PY314.....	1998-99 Ignition & Doors AT
PY562.....	1999 Ignition & Door MT
PY564.....	1999-2000 Ignition & Doors, AT, Chevy
PY565.....	1999-2000 Ignition & Doors, MT, Chevy
PY584.....	1999-2000 Ignition & Doors, AT, GMC
PY585.....	1999-2000 Ignition & Doors, MT, GMC
PY315.....	2001 Ignition & Doors, AT, Chevy
PY566.....	2001 Ignition & Doors, MT, Chevy
PY586.....	2001 Ignition & Doors, AT, GMC
PY587.....	2001 Ignition & Doors, MT, GMC

IGNITION, DOOR & TAILGATE SETS

PY350T.....	1973-78 Ignition, Doors, Tailgate
PY351T.....	1979-86 Ignition, Doors, Tailgate
PY573.....	1987-89 Ignition, Doors, Tailgate
PY353T.....	1992-94 Ignition, Doors, Tailgate
PY576.....	1995-97 Ignition, Doors, Tailgate, AT
PY577.....	1995-97 Ignition, Doors, Tailgate, MT
PY578.....	1998-99 Ignition, Doors, Tailgate, AT
PY579.....	1998-99 Ignition, Doors, Tailgate, MT
PY580.....	2000 Ignition, Doors, Tailgate w/ Bowtie
PY581.....	2001 Ignition, Doors, Tailgate, w/ Bowtie
PY588.....	2007-13 Ignition, Doors, Tailgate

IGNITION, DOOR & GOVE SETS

All Matched! PYCL Exclusive!

PY285.....	1969-72 Ignition, Doors, Glove w/ Late Keys
PY387.....	1973-78 Ignition, Doors, Glove w/ Late Keys
PY???	1979-86 Ignition, Doors, Glove, w/Late Keys & Dash Ignition
PY284C	1979-86 Ignition, Doors, Glove, w/Late Keys, Column Ignition

IGNITION LOCKS

PY100.....	1969-72 Ignition w/Late Keys
PY102B	1973-78 Ignition w/Late Keys
PY103.....	1979-86 Ignition w/Late Keys, Chrome
PY432.....	1987-92 Ignition w/Covered Keys, Black
PY307.....	1993-94 Ignition w/Covered Keys, Black
PY308.....	1995-97 Ignition AT
PY543.....	1995-97 Ignition MT
PY309.....	1998 Ignition AT
PY547.....	1998 Ignition MT
PY310.....	1999 Ignition AT
PY544.....	1999 Ignition MT
PY310.....	2000-01 Ignition Chevy AT
PY544.....	2000-01 Ignition Chevy MT
PY588.....	2000-01 Ignition GMC GMC AT
PY589.....	2000-01 Ignition GMC MT

DOOR LOCKS

PY109.....	1969-91 Doors w/Late Keys
PY316.....	1987-94 Door Locks
PY317.....	1995-98 Door Locks
PY635.....	1999-2000 Door Locks w/Bowtie Keys
PY318.....	2001-2004 Door Locks w/Bowtie Keys

GLOVE LOCKS



PY490



PY955

PY169.....	1969 Glove Box Lock , round Bezel
PY168.....	1970-72 Glove Box Lock , round Bezel
PY955.....	1969 Keyless Glove Lock, Bell Shaped Bezel
PY490.....	1970-72 Keyless Glove Lock, Round Bezel

TAILGATE LOCKS

PY359.....	1973-91 Tailgate w/ Manual Window
PY5903.....	1973-91 Tailgate w/ Electric Window



OLDSMOBILE 442 & CUTLASS LOCKS AND KEYS

IGNITION, DOOR & TRUNK SETS

PY281.....	1961 Lock Set w/ Original Keys
PY283.....	1962 Lock Set w/ Original Keys
PY267.....	1963-65 Lock Set w/ Original Keys
PY268.....	1966-67 Lock Set w/ Original Keys
PY357.....	1968 Lock Set w/ Original Keys
PY358.....	1969-79 Lock Set w/ Original Keys

IGNITION LOCKS



AL142003.....	1961-65 Ignition Lock w/ Replacement Keys
PY158A	1961-65, Ignition Lock w/ Early GM Keys
PY158AV	1965 Ignition Lock, Concours w/ Briggs & Stratton Keys



PY100.....	1966-67, Ignition Lock w/ Late GM Keys
PY100AA.....	1966, Ignition Lock w/ Early GM(Correct Groove 15) Keys
PY100A	1967, Ignition Lock w/ Early GM (A) Keys
PY100AV	1967 Ignition Lock, Concours w/ Briggs & Stratton Keys



PY101.....	1968, Ignition Lock w/ Late Keys
PY101A	1968, Ignition Lock w/ Early GM (C) Keys
PY101AV	1968 Ignition Lock, Concours w/ Briggs & Stratton Keys
PY102B	1969-78, Ignition Lock w/ Late GM Keys(Repl. for 69-70)
PY103.....	1979-88, Ignition Lock w/ Late GM Keys

DOOR LOCK SETS



PY109B	1962-66 Door Locks w/Early GM Keys (correct Groove 15)
PY109A	1962-68, Door Locks w/ Early GM Keys
PY109.....	1962-84, w/ Late GM Keys, Square
PY109RK	1962-79 Door Locks w/ Late GM Keys, Round
AL158003.....	1962-79 Door Locks w/ Replacement Keys

GLOVEBOX/CONSOLE LOCKS

All our Glovebox/Console locks have the correct chrome head for Oldsmobile, NOT replacement Chevy heads that others sell.



PY168.....	1961-63, Glovebox w/ Late Keys
PY168A	1961-63, Glovebox w/ Early GM Keys



PY182*	1964-67, Glovebox w/ Late GM Keys
PY182A	1964-67, Glovebox w/ Early GM Keys
PY182*	1969, Glovebox w/ Late GM Keys



PY119C	1970-74, Glovebox w/ Late Correct & NOS Cutlass Keys
PY403*	1970-72 CONSOLE LOCK, w/ Late GM Keys

* Does not include the Glovebox Case (PY183U)



PY120.....	1975-77, Glovebox w/ Late GM Keys
PY183U	1968-77 GLOVEBOX CASE

TRUNK LOCKS



PY113.....	1961-62, Trunk Lock w/ Late GM Keys
AL157603.....	1961-62, Trunk Lock w/ Replacement Keys
PY113A	1961-62, Trunk Lock w/ Early GM Keys
PY112A	1963-68, Trunk Lock w/ Early GM Keys
PY112.....	1963-92, Trunk Lock w/ Late GM Keys (Exc w/Emblem)
AL157503.....	1963-92, Trunk Lock w/ Replacement Keys(Exc w/Emblem)

442 & CUTLASS



IGNITION AND DOOR SETS



- PY217A 1961 Ign & Doors w/Early GM Keys
- PY143A 1962-65, Ign & Door w/ Early GM Keys
- PY104 1966-67, Ign & Doors w/ Late GM Keys
- PY104AA 1966, Ign & Door w/ Early GM Keys(Correct Groove 15)
- PY104A 1967, Ign & Doors w/ Early GM Keys



- PY105 1968, Ign & Doors w/ Late GM Keys
- PY105A 1968, Ign & Doors w/ Original Early GM Keys
- PY106B 1969-78, Ign & Doors w/ Late GM Keys
- PY106B69C 1969 Ign & Doors w/Correct Concours Keys
- PY106B70C 1970 Ign & Doors w/Correct Concours Keys
- PY106B71C 1971 Ign & Doors w/Correct Concours Keys
- PY106B72C 1972 Ign & Doors w/Correct Concours Keys
- PY106B73C 1973 Ign & Doors w/Correct Concours Keys



- PY108 1979-84, Ign & Doors w/ Late GM Keys, bright, med. doors

GLOVEBOX AND TRUNK SETS



- PY265 1961-62, Glove & Trunk w/ Late GM Keys
- PY265A 1961-62, Glove & Trunk w/ Early GM Keys
- PY172 1963, Glove & Trunk w/ Late GM Keys
- PY172A 1963, Glove & Trunk w/ Early GM Keys
- PY197* 1964-67, Glove & Trunk w/ Late GM Keys
- PY197A66C 1964-66, Glove & Trunk w/ Correct Concours Keys
- PY197A* 1964-67, Glove & Trunk w/ Early GM Keys
- PY197* 1969, Glove & Trunk w/ Late GM Keys



- PY150C* 1970-74, w/ Original Keys
- PY150C70C 1970, Glove & Trunk w/ Correct Concours Keys
- PY150C71C 1971, Glove & Trunk w/ Correct Concours Keys
- PY150C72C 1972, Glove & Trunk w/ Correct Concours Keys
- PY150C73C 1973, Glove & Trunk w/ Correct Concours Keys
- PY150C74C 1974, Glove & Trunk w/ Correct Concours Keys
- PY151* 1975-77, w/ Original Keys

* Does not include the Glovebox Case (PY183U)

GLOVEBOX, CONSOLE & TRUNK SETS



- PY197CC* 1969, Glove, Console & Trunk w/ Late GM Keys
- PY268C* 1970-72, Glove, Console & Trunk w/ Late Gm Keys
- PY268C70 1970, Glove, Console & Trunk w/ Correct Concours Keys
- PY268C71 1971, Glove, Console & Trunk w/ Correct Concours Keys
- PY268C72 1972, Glove, Console & Trunk w/ Correct Concours Keys

* Does not include the Glovebox Case (PY183U)

DOOR AND TRUNK SETS

Although door and trunk were not matched by GM until 1974, these are popular kits.



- PY408 1961, Door & Trunk w/ Late GM Keys
- PY408A 1961, Door & Trunk w/ Early GM Keys
- PY136 1962, Door & Trunk w/ Late GM Keys
- PY136A 1962, Door & Trunk w/ Early GM Keys



- PY135A 1963-68, Door & Trunk w/ Early GM Keys
- PY135 1963-86, Door & Trunk w/ Late GM Keys
- PY135R 1963-79, Door & Trunk w/Replacement Keys

DOOR AND GLOVEBOX SETS



PY453*1979-81, w/ Original Keys
 * Does not include the Glovebox Case (PY183U)

DOOR, GLOVEBOX & TRUNK SETS

These three cylinders were not keyed alike until 1974, but are a nice alternative to replacing all locks except for ignition.



PY202*1964-67, Glove, Trunk & Doors w/ Late GM Keys
 PY202*1969, Glove, Trunk & Doors w/ Late GM Keys
 PY155C*1970-74, Glove, Trunk & Doors w/ Late GM Keys



PY156*1975-77, Glove, Trunk & Doors w/ Late GM Keys
 * Does not include the Glovebox Case (PY183U)

COMPONENTS

PY207T Door & Trunk Lock Gasket
 47522 Correct Door Gasket (GM)
 47544 Correct Trunk Lock Gasket (GM)
 PY208 Trunk & Door Lock Retainer
 RP6507 Door Lock Pawl Clip (Half Moon)
 RP6512 Door Lock Pawl Clip (Horse Shoe)
 PY2040 Trunk Lock Shaft
 PY213 Trunk Lock Shaft
 PY213A Trunk Lock Shaft
 A6406 Trunk Spring
 PY183U1970-77 Glove Case (now included with Glove box Locks)

KEY BLANKS



NSK601936-66 Ignition Key, Early GM
 NSK69 1936-66 Trunk Key, Early GM
 NSK60A 1941-62 Ignition Key, GRV 15 Key, no "R" w/Knock Out
 NSK60R 1962-66 Ignition Key, GRV 15 Key w/ "R" w/Knockout
 NSK69A 1941-66 Trunk Key w/Kockout
 NSK66A Late GM Ignition Key, Square "A" Groove
 NSK66C Late GM Ignition Key, Square "C" Groove
 NSK66E Late GM Ignition Key, Square "E" Groove
 NSK66J Late GM Ignition Key, Square "J" Groove
 NSK70B Late GM Trunk Key, Round "B" Groove
 NSK70D Late GM Trunk Key, Round "D" Groove
 NSK70H Late GM Trunk Key, Round "H" Groove
 NSK70K Late GM Trunk Key, Round "K" Groove

**OLDSMOBILE FULLSIZE
LOCKS AND KEYS**

IGNITION CYLINDERS



PY158A



PY100A

- PY158A 1935-56, w/ Replacement Keys
- PY158A 1959-65, w/ Replacement Keys
- PY100A 1966-67, w/ Original Keys
- PY100 1966-67, w/ Late Style Keys



PY101A



PY102B

- PY101A 1968, w/ Original Keys
- PY101 1968, w/ Late Style Keys
- PY102B 1969-78, w/ Late Style Key

DOOR LOCKS



PY245



PY109RC

- PY176S 1954-56, w/ 1-1/8" Pawl & Original Keys
 - PY117S 1954-56, w/ 1-1/8" Pawl & Replacement Keys
 - PY245 1955-56, w/ Flat Pawl & Replacement Keys
 - PY109RC 1955-56, w/ Ribbed Cap, Flat Pawl & Replacement Keys
 - PY245R 1955-56 (Deluxe Kit), w/ Original Keys
- Deluxe kit has correct dimpled key shutter, pawls and retainers.



PY455

- PY456 1959-60 2-DOOR, w/ Long Cylinder & Original Keys
- PY455 1959-60 4-DOOR, w/ Flat Pawl & Original Keys
- PY109V 1959-60 4-DOOR, w/ Flat Pawl & Replacement Keys
- PY455 1961-64 2-DOOR SEDAN, w/ Flat Pawl & Original Keys
- PY455 1961-64 SEDAN WAGON, w/ Flat Pawl & Original Keys
- PY109V 1961-64 2-DOOR SEDAN, w/ Flat Pawl & Replace Keys
- PY109V 1961-64 SEDAN WAGON, w/ Flat Pawl & Replace Keys



PY110A

- PY110A 1961-64 COUPE, w/ Long Cylinder & Original Keys

- PY110A 1961-64 4-DOOR, w/ Long Cylinder & Original Keys
- PY110A 1961-64 CONV., w/ Long Cylinder & Original Keys
- PY110 1961-64 COUPE, w/ Long Cylinder & Replacement Keys
- PY110 1961-64 4-DOOR, w/ Long Cylinder & Replacement Keys
- PY110 1961-64 CONV., w/ Long Cylinder & Replacement Keys



PY109

- PY109B 1965-66, w/ Original Keys
- PY109 1965-70, w/ Replacement Keys
- PY109A 1967-68, w/ Original Keys
- PY111 1971-76 (Except Toronado), w/ Replacement Keys
- PY109 1971-91 TORONADO, w/ Replacement Keys
- PY109 1977-91 (Except Toronado), w/ Replacement Keys

GLOVE BOX LOCKS



PY169A



PY182

- PY169A 1940, w/ Original Keys
- PY169 1940, w/ Late Style Keys
- PY169A 1949-52, w/ Original Keys
- PY169 1949-52, w/ Late Style Keys
- PY182A* 1953-55, w/ Original Keys
- PY182* 1953-55, w/ Late Style Keys



PY127A

- PY127A 1957-58, w/ Original Keys
- PY127 1957-58, w/ Late Style Keys
- PY127A 1961, w/ Original Keys
- PY127 1961, w/ Late Style Keys
- PY163 1962-64, w/ Late Style Keys
- PY163A* 1962-64, w/ Original Keys
- PY182A* 1965-66, w/ Original Keys
- PY182* 1965-66, w/ Late Style Keys



PY120

PY183U

- PY134A* 1967 TORONADO, w/ Original Keys
- PY182A* 1967(Except Toronado), w/ Original Keys
- PY141* 1969-73, w/ Original Keys
- PY120 1974-78, w/ Original Keys

* Does not include the Glovebox Case (PY183U)

- PY183U 1968-78 GLOVEBOX CASE

OLDSMOBILE FULLSIZE

CONSOLE LOCKS



- PY168A 1961-62 STARFIRE, w/ Original Keys
- PY168 1961-62 STARFIRE, w/ Late Style Keys
- PY182A* 1963-69, w/ Original Keys
- PY182* 1963-69, w/ Late Style Keys
- PY403* 1970-71, w/ Late Style Keys

* Does not include the Glovebox Case (PY183U)

TRUNK LOCKS



- PY112AR 1955 88-SERIES, w/ Ribbed Cap & Original Keys
- PY112A 1955 98-SERIES, w/ Replacement Cap & Original Keys
- PY112 1955 98-SERIES, w/ Replacement Cap & Replace Keys
- AL157503 1955 98-SERIES, w/ Replacement Cap & Replace Keys
- PY112AR 1956-58, w/ Ribbed Cap & Original Keys
- PY112 1956-58, w/ Replacement Cap & Replacement Keys
- AL157503 1956-58, w/ Replacement Cap & Replacement Keys



- PY113A 1959-63, w/ Original Keys
- PY113 1959-63, w/ Replacement Keys
- AL157603 1959-63, w/ Replacement Keys

..... 1964 "38 & 39" SERIES "98" SEDAN & SPORT COUPE 126" LATE
 1964 "38 & 39" SERIES "98" SEDAN & SPORT COUPE ORIG

- PY113A 1964 MODELS 3657-67, w/ Original Keys
- PY113A 1964 STARFIRE JETSTAR, w/ Original Keys
- PY113 1964 MODELS 3657-67, w/ Replacement Keys
- AL157603 1964 MODELS 3657-67, w/ Replacement Keys
- PY113 1964 STARFIRE JETSTAR, w/ Replacement Keys
- AL157603 1964 STARFIRE JETSTAR, w/ Replacement Keys



- PY112A 1964 MODELS 3339-47-67-69, w/ Original Keys
- PY112A 1964 MODELS 3439-47-67-69, w/ Original Keys
- PY112A 1964 MODELS 3539-69, w/ Original Keys
- PY112 1964 MODELS 3339-47-67-69, w/ Replacement Keys
- AL157503 1964 MODELS 3339-47-67-69, w/ Replacement Keys
- PY112 1964 MODELS 3439-47-67-69, w/ Replacement Keys
- AL157503 1964 MODELS 3439-47-67-69, w/ Replacement Keys
- PY112 1964 MODELS 3539-69, w/ Replacement Keys
- AL157503 1964 MODELS 3539-69, w/ Replacement Keys



- PY157A 1966 STARFIRE, w/ Original Keys
- PY157 1966 STARFIRE, w/ Replacement Keys
- PY115A 1966-67 TORONADO, w/ Original Keys
- PY115N 1966-67 TORONADO, w/ Late Style Keys
- PY113A 1966 (Except Toronado & Starfire), w/ Original Keys
- PY113 1966 (Except Toronado & Starfire), w/ Replacement Keys
- AL157603 1966 (Exc. Toronado & Starfire), w/ Replacement Keys

- PY112A 1967-68 (Except 1967 Toronado), w/ Original Keys
- PY112 1967-73 (Except 1967 Toronado), w/ Replacement Keys
- AL157503 1967-73 (Except 1967 Toronado), w/ Replacement Keys

- PY113 1974 98-SERIES, w/ Replacement Keys
- AL157603 1974 98-SERIES, w/ Replacement Keys
- PY112 1974-81 (Except 1974 98-Series), w/ Replacement Keys
- AL157503 1974-81 (Except 1974 98-Series), w/ Replacement Keys

DOOR AND IGNITION SETS

- DI54 1954-56, w/ 1-1/8" Pawl & Original Keys
- ?? 1955-56, w/ Flat Pawl & Original Keys

- DI556 1955-56 (Deluxe), w/ Original Keys
Deluxe kit has correct dimpled key shutter, pawls and retainers.

- DI590L 1959-60 2-DOOR (Deluxe), w/ Long Cyl. & Original Keys
Deluxe kit has correct dimpled key shutter, pawls and retainers.

- DI590S 1959-60 4-DOOR (Deluxe), w/ Flat Pawl & Original Keys
Deluxe kit has correct dimpled key shutter, pawls and retainers.



- PY143AV 1961-64 2-DOOR SEDAN & WAGON, w/ Original Keys
- PY217A 1961-64 COUPE & 4-DOOR, w/ Long Cyl. & Original Keys
- PY217A 1961-64 CONV., w/ Long Cyl. & Original Keys



- PY143A 1965, w/o Pawl, w/ Original Keys
- PY104A 1966-67, w/o Pawl, w/ Original Keys
- PY104 1966-67, Replacement Keys

OLDSMOBILE FULL SIZE

ORDER 24/7 ONLINE AT PERFORMANCEYEARS.COM OR CALL 1-800-542-PART





PY105A 1968, w/ Original Keys
 PY105..... 1968, w/ Replacement Keys



PY106B 1969-70, w/ Original Keys
 PY219..... 1971-76 (Except Toronado), w/ Original Keys
 PY106B 1977-78 (Except Toronado), w/ Original Keys
 PY106B 1971-78 TORONADO, w/ Original Keys



PY134AL..... 1967 TORONADO, w/ Original Keys
 PY134L..... 1967 TORONADO, w/ Replacement Keys
 PY197A 1967 (Except Toronado), w/ Original Keys
 PY197..... 1967(Except Toronado), w/ Replacement Keys



PY150C 1969-73, w/ Original Keys
 PY189..... 1974 98-SERIES, w/ Original Keys
 PY151..... 1974-78 (Except 1974 98-Series), w/ Original Keys

GLOVE & TRUNK SETS

GT55 1955 88-SERIES, w/ Ribbed Cap & Original Keys
 GT578 1957-58, w/ Ribbed Cap & Original Keys

GT590 1959-60, w/ Replacement Keys
 GT590A..... 1959-60, w/ Original Keys
 PY127AL..... 1961, w/ Original Keys
 PY164AL..... 1962-63, w/ Original Keys

PY164AL..... 1964 STARFIRE & JETSTAR I, w/ Original Keys
 PY164AL..... 1964 MODELS 3657-67 & 3457, w/ Original Keys



PY164A 1965 MODELS 3339-47-67-69, w/ Original Keys
 PY164A 1965 MODELS 3439-47-67-69, w/ Original Keys
 PY164A 1965 MODELS 3539-69, w/ Original Keys
 PY164..... 1965 MODELS 3339-47-67-69, w/ Replacement Keys
 PY164..... 1965 MODELS 3439-47-67-69, w/ Replacement Keys
 PY164..... 1965 MODELS 3539-69, w/ Replacement Keys



PY197AL..... 1966 (Except Toronado & Starfire), w/ Original Keys

OLDSMOBILE FULLSIZE



PONTIAC GTO/TEMPEST/LEMANS LOCKS AND KEYS

IGNITION CYLINDERS



AL142003.....1962-65 ignition W/Replacement keys
 PY158A1964-65, w/ Original keys
 PY158AV1965 CONCOURSE, w/ Original keys



PY100AA1966, w/ Original (Groove 15) keys
 PY100A1967, w/ Original (A) keys
 PY100.....1966-67, w/ Late keys



PY101A1968, w/ Original (C) keys
 PY101.....1968, w/ Late keys
 PY102B1969-77, w/ Original keys
 PY102BG1969-78, w/ E keys, W/knock outs (GM Part)
 PY102BJ1970, 74, 78 w/ Original "J" keys(used for Concours 74, 78)
 PY102BA1971, 75 W/Original "A" keys (used for concours 75)
 PY102BC1972, 76 W/Original "C" keys (used for concours 76)
 PY103.....1979-81 W/Original "E" keys (used for concours 81, 85, 89)
 PY103A1979-81 W/Original "A" keys (used for concours 79, 83, 87)
 PY103C1979-81 W/Original "C" keys (used for concours 80, 84, 88)
 PY103J1979-81 W/Original "J" keys (used for concours 82, 86, 90)

*******GM KEY BLANKS CHANGED EACH YEAR & THEN USED 4 YEARS LATER, THE CYLINDERS ARE THE SAME, ONLY USED FOR CONCOURS LISITINGS*******

DOOR LOCK SETS



PY109B1962-66, w/ Original (Groove 15) keys
 PY109A1967-68, w/ Original keys
 PY109.....1964-82, w/ Late keys
 PY109RK1962-82 W/Late keys, Round
 AL158003.....1962-82 W/Replacement keys



RPD11L1966-72 DOOR LOCK PAWL, LH
 RPD11R.....1966-72 DOOR LOCK PAWL, RH

GLOVE BOX LOCKS



PY168A1964-67, w/ Original keys (round)
 PY168.....1962-67, Console Glove w/ Late keys
 PY490.....1962-67 Console Keyless (round)
 PY169A1962-1967, w/ Original (A) keys
 PY169.....1962-67, w/ Late keys
 PY955.....1962-67 Keyless



PY182A*1968, w/ Original (A) keys
 PY182*1968-69, w/ Late keys
 * Does NOT Include the glovebox case.

PY182U*1968-69, Glove Box Lock Case (does not include chrome nut)
 * Chrome nut coming soon

PY183.....1970-75, w/ Late keys (includes case & nut)



PY183U1970-75 Glovebox Lock Case & Nut
 PY182S.....1968-69 Glovebox Lock Nut, Short
 PY182L.....1970-74 Glovebox Lock Nut, Long

CONSOLE LOCKS



PY168A1962-67, w/ Original keys (round)
 PY168.....1962-67, w/ Late keys (round)
 RPI6421964-67 Console Lid Lock Retainer, w/ Screw



PY490.....1964-67 KEYLESS RELEASE (round)

TRUNK LOCKS

Early GTOs had small round head Briggs & Stratton keys. Starting in 1969 GM used the oval late style key.



PY112A 1963-65, w/ Original keys
 PY112..... 1963-65, w/ Late keys
 AL157503..... 1963-65, w/ Replacement keys



PY113A 1962, 1966-67, w/ Original (B) keys
 PY113..... 1962, 1966-67, w/ Late keys
 AL157603..... 1962 & 1966-67, w/ Replacement keys
 PY112A 1968, w/ Original (D) keys
 PY112..... 1968-72, w/ Late keys
 AL157503..... 1968-72, w/ Replacement keys
 PY359..... 1963-72 Electric Tailgate w/ Late keys



PY207T..... 1964-74 Trunk Lock Gasket
 PY208..... 1964-74 Trunk Lock Retainer

This retainer is a good replacement.



PY213..... 1964-74 Trunk Lock Shaft
 PY213A 1964-74 Trunk Lock Shaft, universal

IGNITION & DOOR SETS

All lock sets are brand new and correct. Early style used a small head Briggs & Stratton key which is correct for 1964-68. In 1969 they changed to a late style GM keys. Late style sets are less expensive.



PY143A 1962-65, w/ Original Keys



PY104AA 1966, w/ Original (Groove 15) Keys
 PY104A 1967, w/ Original (A) Keys
 PY104..... 1966-67, w/ Late Keys



PY105A 1968, w/ Original (C) Keys
 PY105..... 1968, w/ Late Keys



PY106B 1969-74, w/ Original (E) Keys
These Late Style (E) Keys are exact for 1969 & 1973
 PY108..... 1979-91 w/ Late keys

CONCOURS IGNITION & DOOR SETS

Below are "concours correct lock sets." These kits have the correct groove key and also the correct appearance door locks. These are accepted in concours judging by the GTOAA and other sanctioning bodies.



PY143AA 1965 Concours Ignition & Door Set



PY104AA 1966 Concours Ignition & Door Lock Set
 PY105AC67 1967 Concours Ignition & Door Lock Set
 PY105AC68 1968 Concours Ignition & Door Lock Set



PY106B69C 1969 Concours Ignition & Door Lock Set
 PY106B70C 1970 Concours Ignition & Door Lock Set
 PY106B71C 1971 Concours Ignition & Door Lock Set
 PY106B72C 1972 Concours Ignition & Door Lock Set
 PY106B73C 1973 Concours Ignition & Door Lock Set

GLOVE, CONSOLE & TRUNK SETS

These kits include 3 brand new locks, keyed alike.



- PY171AG.....1964-65, w/ Original Keys
- PY171AGC..... 1964-65 CONCOURSE, w/ Original Keys



- PY196AGA.....1966, w/ Original (Groove 15) Keys
- PY196AGAC1966 CONCOURSE, w/ Original (Groove 15) Keys
- PY196AG..... 1967, w/ Original (A) Keys
- PY196AGC..... 1967 CONCOURSE, w/ Original (A) Keys
- PY196G..... 1966-67, w/ Late Keys

DOOR & TRUNK SETS

Although not original, these kits are an inexpensive way to replace old door & trunk locks with the same late key.



- PY135A1963-65, w/ Original Keys
- PY135..... 1963-65, w/ Late Keys



- PY136.....1962, 1966-67, w/ Late Keys
- PY135A 1968, w/ Original Keys
- PY135..... 1968-74, w/ Late Keys
- PY136A 1962, 1966-67 W/ Original Keys

GLOVEBOX & TRUNK/TAILGATE SETS

These kits include 2 brand new locks, keyed alike.



- PY195..... 1962, Glove & Trunk w/Late Keys
- PY195A 1962, Glove & Trunk w/Original Keys
- PY199A1964-67 Glove & Tailgate (electric), w/ Orig. Keys
- PY199AM..... 1964-67 Glove & Tailgate (manual), w/ Orig. Keys
- PY171A 1963-65 Glove & Trunk, w/ Original Keys
- PY171.....1963-65 Glove & Trunk, w/ Late Keys



- PY196A 1966-67 Glove & Trunk, w/ Original (A) Keys
- PY196..... 1966-67 Glove & Trunk, w/ Late Keys
- PY197A* 1968 Glove & Trunk, w/ Original (C) Keys
- PY197* 1968-69 Glove & Trunk, w/ Late Keys
- PY182U 68-89 Glove box Case
- PY183U 70-75 Glove box Case & Nut

* Does NOT include the glovebox case.



- PY198..... 1970-75 Glove & Trunk, w/ Original Keys & Glove Case

The Glovebox case is now included!!

Below are "concours correct lock sets." These kits have the correct groove key and also the correct appearance trunk lock. These are accepted in concours judging by the GTOAA and other sanctioning bodies.



- PY171AC 1963-65 Concours Glovebox & Trunk Set
- PY196A66C 1966 Concours Glovebox & Trunk Set
- PY196A67C 1967 Concours Glovebox & Trunk Set
- PY197A68C 1968 Concours Glovebox & Trunk Set
- PY197C69 1969 Concours Glovebox & Trunk Set
- PY198C70 1970 Concours Glovebox & Trunk Set
- PY198C71 1971 Concours Glovebox & Trunk Set
- PY198C72 1972 Concours Glovebox & Trunk Set

DOOR, GLOVE & TRUNK SETS

These kits include 3 brand new locks, keyed alike.



PY241.....	1962, W/Original Keys
PY200A	1963-65, w/ Original Keys
PY200.....	1963-65, w/ Late Keys
PY201A	1966-67, w/ Original Keys
PY201.....	1966-67, w/ Late Keys
PY202A	1968, w/ Original Keys
PY153.....	1968-69 W/Late Keys W/O Glovebox case
PY203.....	1970-75, w/ Original Keys

KEY BLANKS

NSK60	1962-66 Ignition early/Original style Hex shape
NSK69	1962-66 Trunk early/Original style Pear shape
NSK80	1967 Ignition early/Original style Hex shape
NSK81	1967 Trunk early/Original style Pear shape
NSK82	1968 Ignition early/Original style Hex shape
NSK83	1968 Trunk early/Original style Pear shape
NSK66E	1969 & newer Ignition, Square shape E
NSK66J.....	1970 & newer Ignition, Square shape J
NSK66A.....	1971 & newer, Ignition, Square shape A
NSK66C.....	1972 & newer, Ignition, Square shape C
NSK70H.....	1969 & newer, Trunk, Round shape H
NSK70K.....	1970 & newer, Trunk, Round shape K
NSK70B.....	1971 & newer, Trunk, Round shape B
NSK70D.....	1972 & newer, Trunk, Round shape D

KEYED ALIKE LOCK SETS

The lock sets below are all keyed alike, allowing 1 key to open all of the locks. **Each set includes 2 original keys.** These are a nice, lower cost alternative with added convenience. PY Exclusive!!



PY269.....	1962, Ignition, Door & Trunk
PY350.....	1964-65, Ignition, Door, Glove, Console & Trunk
PY352.....	1966-67, Ignition, Door, Glove, Console & Trunk
PY351.....	1964-65 Ignition, Door, Glovebox & Trunk
PY353.....	1966-67 Ignition, Door, Glovebox & Trunk
PY354.....	1968 Ignition, Door, Glovebox & Trunk
PY355.....	1969 Ignition, Door, Glovebox & Trunk
PY356.....	1970-75 Ignition, Door, Glovebox & Trunk
PY267.....	1963-65 Ignition, Door & Trunk
PY276.....	1966-67 Ignition, Door & Trunk
PY357.....	1968 Ignition, Door & Trunk
PY358.....	1969-75 Ignition, Door & Trunk

COMPONENTS

PY207T.....	Door/Trunk Lock Gasket black repro, 4 notch
47522.....	Door Lock Gasket Black GM 2 notch
47544.....	Trunk Lock Gasket, Black GM 2 notch with lip
PY208.....	Trunk & Door Lock Clip (Large U shaped retainer to hold lock)
RP6507	Door lock Pawl clip, small, to retian lock pawl to door cylinder
PY213.....	Trunk Lock Shaft OE style, correct for ALL Pontiac (cut to length)
PY213A	Trunk Lock Shaft, universal hockey stick style (cut to length)

PONTIAC FULLSIZE LOCKS AND KEYS

IGNITION CYLINDERS



PY158A



PY101A

- PY158A 1953-64, w/ Original Keys
 For 1965-67 Ignition Cylinders, See Our Lock Sets
 PY101 1968, w/ Late Style Keys
 PY101A 1968, w/ Original Keys
 PY102 1969-78, w/ Late Style Keys

GLOVE BOX LOCKS



PY182

- PY182* 1955-58, w/ Late Style Keys
 PY182A* 1955-58, w/ Original Keys
 * Does not include the Glovebox Case.



PY118



PY169A

- PY118 1959-60, w/ Late Style Keys
 PY118A 1959-60, w/ Original Keys
 PY169 1961-62, w/ Late Style Keys
 PY169A 1961-62, w/ Original Keys



PY403



PY183

- PY403 1963-64, w/ Late Style Keys
 PY403A 1963-64, w/ Original Keys
 PY118 1965-66, w/ Late Style Keys
 PY118A 1965-66, w/ Original Keys
 PY169 1967, w/ Late Style Keys
 PY169A 1967, w/ Original Keys
 PY118 1968, w/ Late Style Keys
 PY118A 1968, w/ Original Keys
 PY182 1969, w/o Glovebox Case, w/ Late Style Keys
 PY183 1970-77, w/ Glovebox Case & Original Keys



PY183U

- PY183U 1969-77 GLOVEBOX CASE

CONSOLE LOCKS



PY168



PY169A

- PY168A 1962-64, w/ Original Keys
 PY168 1962-64, w/ Late Style Keys
 PY169 1965-66, w/ Late Style Keys
 PY169A 1967-68, w/ Original Keys



RPI642

- RPI642 1962-68 CONSOLE LID LOCK RETAINER, w/ Screw

DOOR LOCK SETS



PY245

PY110A

- PY176S 1955-57, w/ "U" Pawl & Original Keys
 PY117S 1955-57, w/ "U" Pawl & Late Style Keys
 PY245 1955-58, w/ Flat Pawl & Replacement Keys
 PY110 1958, w/ Medium Cylinder & Late Style Keys
 PY110A 1958, w/ Medium Cylinder & Original Keys
 PY456 1959-60, w/ Long Cylinder & Original Keys
 PY110 1961-64, w/ Medium Cylinder & Late Style Keys
 PY110A 1961-64, w/ Medium Cylinder & Original Keys
 PY245 1961-64, w/ Flat Pawl & Replacement Keys



PY109



PY109A

- PY109 1965-66, w/ Late Style Keys
 PY109B 1965-66, w/ Original (Groove 15) Keys
 PY109 1967-68, w/ Late Style Keys
 PY109A 1967-68, w/ Original Keys
 PY109 1969-70, w/ Late Style Keys

PONTIAC FULLSIZE



PY111..... 1971-76 (Except Grand Prix), w/ Late Style Keys
 PY109..... 1971-78 (Grand Prix), w/ Late Style Keys
 PY109..... 1977-81 (Except Grand Prix), w/ Late Style Keys
 PY111..... 1979-81 (Grand Prix), w/ Late Style Keys

TRUNK LOCKS

Trunk locks come with two GM keys. Pre 69 had small round head Briggs & Stratton keys. Starting in 1969 GM used the oval style late key.



PY112A 1955-58, w/ Original Keys
 PY112..... 1955-58, w/ Late Style Keys
 AL157503..... 1955-58, w/ Replacement Keys



PY113..... 1959-65 (Except 1962 & 65 Grand Prix), w/ Late Style Keys
 AL157603..... 1959-64 (Except 1962 GP), w/ Replacement Keys
 PY115A 1962 (Grand Prix), w/ Original Keys
 PY115N 1962 (Grand Prix), w/ Late Style Keys
 PY113A 1959-65 (Except 1962-65 Grand Prix), w/ Original Keys
 AL157503..... 1965, w/ Replacement Keys
 PY115A 1965-66 (Grand Prix), w/ Original Keys
 PY113A 1966 (Except Grand Prix), w/ Original Keys
 PY113..... 1966 (Except Grand Prix), w/ Late Style Keys
 AL157603..... 1966 (Except Grand Prix), w/ Replacement Keys
 PY115N 1966-67 (Bonneville & Grand Prix), w/ Late Style Keys
 PY115A 1967 (Bonneville & Grand Prix), w/ Original Keys
 PY113A 1967 (Except Bonneville & Grand Prix), w/ Original Keys
 PY113..... 1967 (Except Bonneville & Grand Prix), w/ Late Style Keys
 AL157603..... 1967 (Except Bonneville & GP), w/ Late Style Keys
 PY115A 1968 All, w/ Original Keys
 PY113..... 1968 All, w/ Late Style Keys
 AL157603..... 1968 All, w/ Replacement Keys
 PY112..... 1969-81, w/ Original Keys
 AL157503..... 1969-81, w/ Original Keys

IGNITION & DOOR SETS

All lock sets are brand new and correct. The only difference between early and late style is the key. Early style used a small head Briggs & Stratton key which is correct thru 1968. In 1969 the key changed to a large style labeled GM. We code & put together all locks on the premises.



PY215A 1955-57, w/ "U" Pawl & Original Keys
 PY216A 1955-57, w/ Flat Pawl & Original Keys
 PY217A 1958, w/ Medium Cylinder & Original Keys
 PY218A 1958, w/ Flat Pawl & Original Keys
 PY458..... 1959-60, w/ Original Keys
 PY218A 1961-64, w/ Flat Pawl & Original Keys
 PY217A 1961-64, w/ Long Cylinder & Original Keys



PY143P..... 1965, w/ Original Keys
 PY104APA 1966, w/ Original Keys
 PY104AP 1967, w/ Original Keys
 PY105A 1968, w/ Original Keys
 PY105..... 1968, w/ Late Style Keys



PY106B 1969-70, w/ Original Keys
 PY219..... 1971-78 (Except Grand Prix), w/ Late Style Keys
 PY106B 1971-78 (Grand Prix), w/ Original Keys
 PY108..... 1979-81 (Grand Prix), w/ Original Keys
 PY108..... 1979-81 (Except Grand Prix), w/ Original Keys

CONSOLE, GLOVE & TRUNK SETS



PY196AG 1962, w/ Original Keys
 PY196G 1962, w/ Late Style Keys
 PY405A 1963-64, w/ Original Keys
 PY405P..... 1963-64, w/ Late Style Keys
 PY406AP 1965 (Except Grand Prix), w/ Original Keys
 PY406P..... 1965 (Except Grand Prix), w/ Late Style Keys
 PY407AP 1966 (Except Grand Prix), w/ Original Keys
 PY407P..... 1966 (Except Grand Prix), w/ Late Style Keys
 PY401AP 1967 (Except Grand Prix), w/ Original Keys
 PY401BP 1967 (Except Grand Prix), w/ Late Style Keys
 PY402AP 1967 (Bonneville & Grand Prix), w/ Original Keys
 PY402BP 1967 (Bonneville & Grand Prix), w/ Late Style Keys
 PY407P..... 1968, w/ Original Keys
 PY407AP 1968, w/ Late Style Keys

CONSOLE & DECK SETS



We have found a limited supply of the correct console locks and combined it with an NOS trunk to make these sets.



PY197G1969-72 (Grand Prix), w/ Original Keys

GLOVE & TRUNK SETS

Special kits for those without consoles.



PY197A1955-58, w/ Original Keys
 PY1971955-58, w/ Late Style Keys
 PY122AH1959-60, w/ Original Keys
 PY196A1961-62, w/ Original Keys
 PY405A1963-64, w/ Original Keys

PY406AB 1965 (Except Grand Prix), w/ Original Keys
 PY407A 1966 (Except Grand Prix), w/ Original Keys
 PY401AB 1967 (Except Grand Prix), w/ Original Keys

PY402AB 1967 (Bonneville & Grand Prix), w/ Original Keys
 PY402B1967 (Bonneville & Grand Prix), w/ Late Style Keys
 PY407A 1968, w/ Original Keys



PY197 1969, w/ Late Style Keys
 PY198 1970-77, w/ Glovebox Case & Late Style Keys
 PY183U 1969-77 GLOVEBOX CASE

DOOR & TRUNK KITS

Although not original, these kits are an inexpensive way to replace old door & trunk locks with the same key.



PY199S1955-57, w/ "U" Pawl & Original Keys
 PY2461955-57, w/ Flat Pawl & Original Keys
 PY408A1961-64, w/ Flat Pawl & Original Keys
 PY409A 1961-64, w/ Long Cylinder & Original Keys
 PY135A 1965 (Except Grand Prix), w/ Original Keys
 PY135 1965 (Except Grand Prix), w/ Late Style Keys
 PY136A 1966 (Except Grand Prix), w/ Original Keys
 PY136 1966 (Except Grand Prix), w/ Late Style Keys
 PY136A 1967 (Except Bonneville & Grand Prix), w/ Original Keys
 PY136 1967 (Except Bonneville & Grand Prix), w/ Late Style Keys
 PY194AB 1967 (Bonneville & Grand Prix), w/ Original Keys

PY194B1967 (Bonneville & Grand Prix), w/ Late Style Keys
 PY136A 1968, w/ Original Keys
 PY1361968, w/ Late Style Keys
 PY1351969-70, w/ Late Style Keys
 PY410 1971-76 (Except Grand Prix), w/ Late Style Keys
 PY1351971-76 (Grand Prix), w/ Late Style Keys
 PY1351977-78 (Grand Prix), w/ Late Style Keys
 PY4101979-81 (Grand Prix), w/ Late Style Keys

ORDER 24/7 ONLINE AT PERFORMANCEYEARS.COM OR CALL 1-800-542-PART

PONTIAC FIREBIRD

IGNITION LOCKS



PY100A



PY101A

PY100.....1967, w/ Late Keys
 PY100A 1967, w/ Original Keys
 AL142203C 1967 w/ Replacement Keys
 PY101.....1968, w/ Late Keys
 PY101A 1968, w/ Original Keys



PY102B



PY102BG

PY102B1969-78, w/ Original Keys
 PY102BG..... 1969-78 GM, w/ Original Keys
 PY103.....1979-82, w/ Late Keys
 AL142803..... 1979-82 w/Replacement Keys
 PY432.....1983-88, w/ Original Keys



LMF1251



LMF1251Kxx

LMF1250.....1989-2001 AT (w/ VATS), w/ Dummy Keys
 LMF1251..... 1989-2001 MT (w/ VATS), w/ Dummy Keys

LMF1250 & LMF1251 include keys without the ohms resistor.

LMF1250kxx 1989-2001 AT KIT, w/ VATS Original Keys

LMF1251kxx 1989-2001 MT KIT, w/ VATS Original Keys

LMF1250Kxx & LMF1251Kxx include correct keys with coded ohms resistors.

Replace xx in the Part# with the ohms code from the list below.

#1: 402 ohms	#2: 523 ohms	#3: 681 ohms	#4: 887 ohms
#5: 1130 ohms	#6: 1470 ohms	#7: 1870 ohms	#8: 2370 ohms
#9: 3010 ohms	#10: 3740 ohms	#11: 4750 ohms	#12: 6040 ohms
#13: 7500 ohms	#14: 9530 ohms	#15: 11800 ohms	

DOOR LOCK PAIRS



PY109



PY109A

PY109.....1967-81, w/ Late Keys
 PY109A1967-68, w/ Original Keys
 PY109RK 1967-82 w/Round Keys
 AL158003..... 1967-82 w/ Replacement Keys



PY434



PY462

PY434..... 1983-92 (Black Caps), w/ Original Keys
 PY462..... 1993-2001 (Black Caps), w/ Original Keys

GLOVEBOX LOCKS



PY118



PY182

PY118..... 1967-68, w/ Late Keys
 PY118A1967-68, w/ Original Keys
 PY182..... 1969, w/ Original Keys



PY183



PY120

PY183..... 1970-71, w/ Late Keys
 PY120..... 1972-81, w/ Late Keys



PY183U

PY183U 1970-81 GLOVEBOX

TRUNK LOCKS



PY113A



PY113

PY113..... 1967-68, w/ Late Keys
 AL157603..... 1967-68, w/ Replacement Keys
 PY113A1967-68, w/ Original Keys



PY115N



PY115

PY115N 1969, w/ Original Keys
 PY115..... 1970-73, w/ Original Keys



PY112

- PY113..... 1974-78, w/ Late Keys
- AL157603..... 1974-78, w/ Replacement Keys
- PY112..... 1979-81, w/ Late Keys
- AL157503..... 1979-81, w/ Replacement Keys



PY463

- PY463..... 1982-85, w/ Original Keys
- PY464..... 1986-92, w/ Original Keys
- PY463..... 1993-2002, w/ Original Keys

T-TOP LOCKS



PY476

- PY476..... 1993-94, w/ Black Caps & Original Keys

IGNITION AND DOOR SETS



PY104A

PY105A

- PY104..... 1967, w/ Late Keys
- PY104A 1967, w/ Original (A) Keys
- PY104C67 1967 w/ Original (A) Keys-Concours correct
- PY105..... 1968, w/ Late Keys
- PY105A 1968, w/ Original (C) Keys
- PY105AC68 1968 w/ Original (C) Keys-Concours Correct



PY106B

PY108

- PY106B 1969-78, w/ Original Keys
 - PY184..... 1979-82, w/ Original Keys
 - PY439..... 1983-88, w/ Original Keys
- PY439 fits 1988 cars without VATS key.

The following are "concours correct lock sets." These kits have the correct groove key and also the correct appearance door locks. These are accepted in course judging by the GTOAA and other sanctioning bodies.



PY106B69C

- PY106B69C 1969 CONCOURS SET, w/ Original Keys
- PY106B70C 1970 CONCOURS SET, w/ Original Keys
- PY106B71C 1971 CONCOURS SET, w/ Original Keys
- PY106B72C 1972 CONCOURS SET, w/ Original Keys
- PY106B73C 1973 CONCOURS SET, w/ Original Keys

GLOVEBOX AND TRUNK SETS



PY122A

- PY122..... 1967-68, w/ Late Keys
- PY122A 1967-68, w/ Original Keys



PY186

- PY186..... 1969, w/ Original Keys
- Does not include the Glovebox Case.



PY188

- PY187..... 1970-71, w/ Original Keys
- PY188..... 1972-73, w/ Original Keys



PY151

- PY189..... 1974-78, w/ Original Keys
- PY151..... 1979-81, w/ Original Keys

The following are "concoars correct lock sets." These kits have the correct groove key and also the correct appearance trunk locks. These are accepted in course judging by the GTOAA and other sanctioning bodies.



- PY122A67C 1967 CONCOARS SET, w/ Original Keys
- PY122A68C 1968 CONCOARS SET, w/ Original Keys



- PY186C69 1969 CONCOARS SET, w/ Original Keys
- PY187C70 1970 CONCOARS SET, w/ Original Keys
- PY187C71 1971 CONCOARS SET, w/ Original Keys
- PY188C72 1972 CONCOARS SET, w/ Original Keys
- PY188C73 1973 CONCOARS SET, w/ Original Keys

DOOR AND TRUNK SETS

Although door and trunk locks were not matched by GM until 1974, these are popular kits.



- PY136..... 1967-68, w/ Late Keys
- PY136A 1967-68, w/ Original Keys
- PY136G 1967-68 GM, w/ Original Keys
- PY194B 1969, w/ Original Keys



- PY194..... 1970-73, w/ Original Keys
- PY136..... 1974-78, w/ Original Keys
- PY135..... 1979-81, w/ Original Keys



- PY194B 1982, w/ Original Keys
- PY470..... 1983-85, w/ Original Keys

- PY471..... 1986-92, w/ Original Keys
- PY472..... 1993-94, w/ Original Keys

DOOR, GLOVEBOX AND TRUNK SETS

These lock cylinders were not keyed alike until 1974, but are a nice alternative to replacing all locks except for ignition.



- PY129..... 1967-68, w/ Late Keys
- PY129A 1967-68, w/ Original Keys



- PY190..... 1969, w/ Late Keys
- Does not include the Glovebox Case.*

- PY191..... 1970-71, w/ Late Keys
- PY192..... 1972-73, w/ Late Keys



- PY193..... 1974-78, w/ Late Keys
- PY156..... 1979-81, w/ Late Keys

Below are "concoars correct lock sets." These kits have the correct groove key and also the correct appearance trunk locks. These are accepted in course judging by the GTOAA and other sanctioning bodies.



- PY193C74 1974 CONCOARS SET, w/ Original Keys
- PY193C75 1975 CONCOARS SET, w/ Original Keys
- PY193C76 1976 CONCOARS SET, w/ Original Keys
- PY193C77 1977 CONCOARS SET, w/ Original Keys
- PY193C74 1978 CONCOARS SET, w/ Original Keys
- PY156C79 1979 CONCOARS SET, w/ Original Keys
- PY156C80 1980 CONCOARS SET, w/ Original Keys
- PY156C81 1981 CONCOARS SET, w/ Original Keys

KEYED ALIKE LOCK SETS

The lock sets below are all keyed alike, allowing 1 key to open all of the locks. Each set includes 2 original keys. These are a nice, lower cost alternative with added convenience. PY Exclusive!!



- PY365.....1967 Ignition, Door, Glovebox & Trunk Set
- PY366.....1968 Ignition, Door, Glovebox & Trunk Set
- PY367.....1969 Ignition, Door, Glovebox & Trunk Set
- PY368.....1970-71 Ignition, Door, Glovebox & Trunk Set
- PY369.....1972-73 Ignition, Door, Glovebox & Trunk Set
- PY370.....1974-78 Ignition, Door, Glovebox & Trunk Set
- PY371.....1979-81 Ignition, Door, Glovebox & Trunk Set



- PY276.....1967 Ignition, Door & Trunk Set
- PY360.....1968 Ignition, Door & Trunk Set
- PY361.....1969 Ignition, Door & Trunk Set
- PY362.....1970-73 Ignition, Door & Trunk Set
- PY363.....1974-78 Ignition, Door & Trunk Set
- PY364.....1979-81 Ignition, Door & Trunk Set

COMPONENTS

- PY207T..... Door & Trunk Lock Gasket, black replacement
- PY207C Door & Trunk Lock Gasket, clear
- 47522..... Door Lock Gasket-Correct GM
- 47544..... Trunk Lock Gasket- correct GM w/clip
- PY208..... Trunk & Door Lock Clip, U Shape
- RP6507 Door Lock Pawl Clip. (Small clip to attach pawl to lock)
- PY2040.....Trunk Lock Shaft
- PY213.....Trunk Lock Shaft
- PY1100.....1967-68 RH Door Lock Pawl
- PY1101.....1967-68 LH Door Lock Pawl
- PY1112.....1969 Door Lock Pawl, RH
- PY1113.....1969 Door Lock Pawl, LH
- PY1125.....1970-81 GM Door Lock Pawl, RH
- PY1126.....1970-81 GM Door Lock Pawl, LH

KEY BLANKS

- NSK80 1967 Ignition Blank (A) Early (Hex Head)
- NSK81 1967 Trunk Blank (B) Early (pear Head)
- NSK82 1968 Ignition Blank (C) Early (Hex Head)
- NSK83 1968 Trunk Blank (D) Early (Hex Head)
- NSK66A..... Late (A) Ignition Blank, correct for 71,75,79,83,87
- NSK66C..... Late (C) Ignition Blank, correct for 72,76,80,84,88
- NSK66E Late (E) Ignition Blank, correct for 71,75,81,85
- NSK66J..... Late (J) Ignition Blank, correct for 71,75, 82, 87
- NSK70B..... Late (B) Round Head Blank correct for 71,75,79,83,87
- NSK70D..... Late (D) Round Head Blank, correct for 72,76,80,84,88
- NSK70H..... Late (H) Round Head Blank, correct for 71,75,81,85
- NSK70K..... Late (K) Round Head Blank, correct for 71,75,82,87

VATS KEY BLANKS

- LMF1255-1 1989-02 Ignition Key Blank VATS #1 402 OHMS
- LMF1255-2 1989-02 Ignition Key Blank VATS #2 523 OHMS
- LMF1255-3 1989-02 Ignition Key Blank VATS #3 681 OHMS
- LMF1255-4 1989-02 Ignition Key Blank VATS #4 887 OHMS
- LMF1255-5 1989-02 Ignition Key Blank VATS #5 1130 OHMS
- LMF1255-6 1989-02 Ignition Key Blank VATS #6 1470 OHMS
- LMF1255-7 1989-02 Ignition Key Blank VATS #7 1870 OHMS
- LMF1255-8 1989-02 Ignition Key Blank VATS #8 2370 OHMS
- LMF1255-9 1989-02 Ignition Key Blank VATS #9 3010 OHMS
- LMF1255-10 1989-02 Ignition Key Blank VATS #10 3740 OHMS
- LMF1255-11 1989-02 Ignition Key Blank VATS #11 4750 OHMS
- LMF1255-12 1989-02 Ignition Key Blank VATS #12 6040 OHMS
- LMF1255-13 1989-02 Ignition Key Blank VATS #13 7500 OHMS
- LMF1255-14 1989-02 Ignition Key Blank VATS #14 9530 OHMS
- LMF1255-15 1989-02 Ignition Key Blank VATS #15 11800 OHMS



FIREBIRD

56



ORDER 24/7 ONLINE AT PERFORMANCEYEARS.COM OR CALL 1-800-542-PART



FIREBIRD

58



ORDER 24/7 ONLINE AT PERFORMANCEYEARS.COM OR CALL 1-800-542-PART



FIREBIRD

60



ORDER 24/7 ONLINE AT PERFORMANCEYEARS.COM OR CALL 1-800-542-PART



FIREBIRD

62



ORDER 24/7 ONLINE AT PERFORMANCEYEARS.COM OR CALL 1-800-542-PART



FIREBIRD

64



ORDER 24/7 ONLINE AT PERFORMANCEYEARS.COM OR CALL 1-800-542-PART



FIREBIRD

66



ORDER 24/7 ONLINE AT PERFORMANCEYEARS.COM OR CALL 1-800-542-PART



FIREBIRD

68



ORDER 24/7 ONLINE AT PERFORMANCEYEARS.COM OR CALL 1-800-542-PART



FIREBIRD

70



ORDER 24/7 ONLINE AT PERFORMANCEYEARS.COM OR CALL 1-800-542-PART



FIREBIRD

72



ORDER 24/7 ONLINE AT PERFORMANCEYEARS.COM OR CALL 1-800-542-PART



FIREBIRD

74



ORDER 24/7 ONLINE AT PERFORMANCEYEARS.COM OR CALL 1-800-542-PART



FIREBIRD

76



ORDER 24/7 ONLINE AT PERFORMANCEYEARS.COM OR CALL 1-800-542-PART